



BARCLAYS CEO ENERGY-POWER CONFERENCE

SEPTEMBER 6, 2023



Safe Harbor Statement

This presentation contains statements which, to the extent they are not statements of historical or present fact, constitute “forward-looking statements” under the securities laws. These forward-looking statements are intended to provide management’s current expectations or plans for our future operating and financial performance, business prospects, outcomes of regulatory proceedings, market conditions, and other matters, based on what we believe to be reasonable assumptions and on information currently available to us.

Forward-looking statements can be identified by the use of words such as “believe,” “expect,” “expectations,” “plans,” “strategy,” “prospects,” “estimate,” “project,” “target,” “anticipate,” “will,” “should,” “see,” “guidance,” “outlook,” “confident” and other words of similar meaning. The absence of such words, expressions or statements, however, does not mean that the statements are not forward-looking. In particular, express or implied statements relating to future earnings, cash flow, results of operations, uses of cash, tax rates and other measures of financial performance, future actions, conditions or events, potential future plans, strategies or transactions of DT Midstream, and other statements that are not historical facts, are forward-looking statements.

Forward-looking statements are not guarantees of future results and conditions, but rather are subject to numerous assumptions, risks, and uncertainties that may cause actual future results to be materially different from those contemplated, projected, estimated, or budgeted. Many factors may impact forward-looking statements of DT Midstream including, but not limited to, the following: changes in general economic conditions, including increases in interest rates and the impact of inflation on our business; competitive conditions in our industry; global supply chain disruptions; actions taken by third-party operators, processors, transporters and gatherers; changes in expected production from Southwestern Energy and other third parties in our areas of operation; demand for natural gas gathering, transmission, storage, transportation and water services; the availability and price of natural gas to the consumer compared to the price of alternative and competing fuels; competition from the same and alternative energy sources; our ability to successfully implement our business plan; our ability to complete organic growth projects on time and on budget; our ability to finance, complete, or successfully integrate acquisitions; the price and availability of debt and equity financing; restrictions in our existing and any future credit facilities and indentures; energy efficiency and technology trends; changing laws regarding cyber security and data privacy, and any cyber security threat or event; operating hazards, environmental risks, and other risks incidental to gathering, storing and transporting natural gas; changes in environmental laws, regulations or enforcement policies, including laws and regulations relating to climate change and greenhouse gas emissions; natural disasters, adverse weather conditions, casualty losses and other matters beyond our control; the impact of outbreaks of illnesses, epidemics and pandemics, and any related economic effects; the ongoing conflict between Russia and Ukraine, including resulting commodity price volatility and risk of cyber-based attacks; labor relations and markets, including the ability to attract, hire and retain key employee and contract personnel; large customer defaults; changes in tax status, as well as changes in tax rates and regulations; ability to develop low carbon business opportunities and deploy greenhouse gas reducing technologies; the effects of existing and future laws and governmental regulations; changes in insurance markets impacting costs and the level and types of coverage available; the timing and extent of changes in commodity prices; the suspension, reduction or termination of our customers’ obligations under our commercial agreements; disruptions due to equipment interruption or failure at our facilities, or third-party facilities on which our business is dependent; the effects of future litigation; the qualification of the spin-off of DT Midstream from DTE Energy (“the Spin-Off”) as a tax-free distribution; the allocation of tax attributes from DTE Energy in accordance with the agreement that governs the respective rights, responsibilities and obligations of DTE Energy and DT Midstream after the Spin-Off with respect to all tax matters; and the risks described in our Annual Report on Form 10-K for the year ended December 31, 2022 and our reports and registration statements filed from time to time with the SEC.

The above list of factors is not exhaustive. New factors emerge from time to time. We cannot predict what factors may arise or how such factors may cause actual results to vary materially from those stated in forward-looking statements, see the discussion under the section entitled “Risk Factors” in our Annual Report for the year ended December 31, 2022, filed with the SEC on Form 10-K and any other reports filed with the SEC. Given the uncertainties and risk factors that could cause our actual results to differ materially from those contained in any forward-looking statement, you should not put undue reliance on any forward-looking statements.

Any forward-looking statements speak only as of the date on which such statements are made. We are under no obligation to, and expressly disclaim any obligation to, update or alter our forward-looking statements, whether as a result of new information, subsequent events or otherwise.

DT Midstream Investment Thesis

Clean assets, clean balance sheet, clean story



Integrated and well-positioned assets

- Haynesville / Appalachia dry gas focus
- Assets providing wellhead to market service
- Directly serving growing LNG export demand



Highly contracted cash flows

- Long-term take-or-pay contracts
- Committed to a durable and growing dividend
- No direct commodity exposure



Strong balance sheet with low leverage

- Self-funded investment program
- No significant near-term debt maturities
- Low and declining leverage



Mature environmental, social and governance leadership

- Executing on energy transition projects
- Committed to 30% emissions reduction by 2030 and net zero by 2050

DT Midstream Asset Footprint

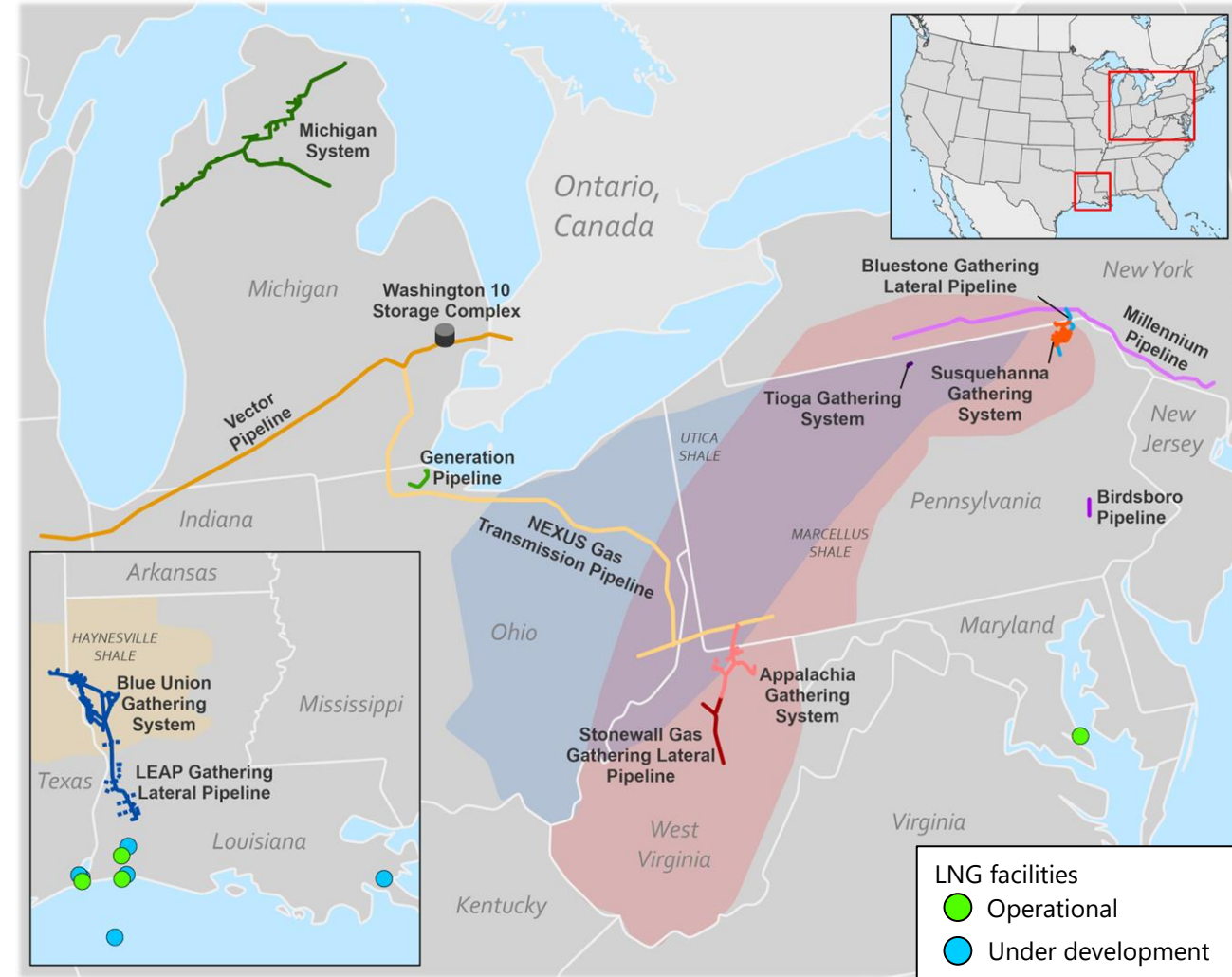
Integrated platform in the leading dry gas basins serving growing domestic and LNG demand

Pipelines connect world-class basins to high-quality markets

- ~900 miles of FERC-regulated interstate pipelines that have interconnections with multiple interstate pipelines and LDCs
- Gas storage assets with 94 Bcf of capacity
- ~600 miles of intrastate and lateral pipelines
- DTM assets currently provide ~2 Bcf/d of access to LNG export terminals

Gathering assets serve the most prolific dry-gas basins in North America

- Dry gas gathering assets serving growing gas production in the premier, low-cost production areas of the Marcellus / Utica and Haynesville
- ~700 miles of pipe, 106 compressor units with 215,000 horsepower and ~2.2 Bcf/d of treating capacity



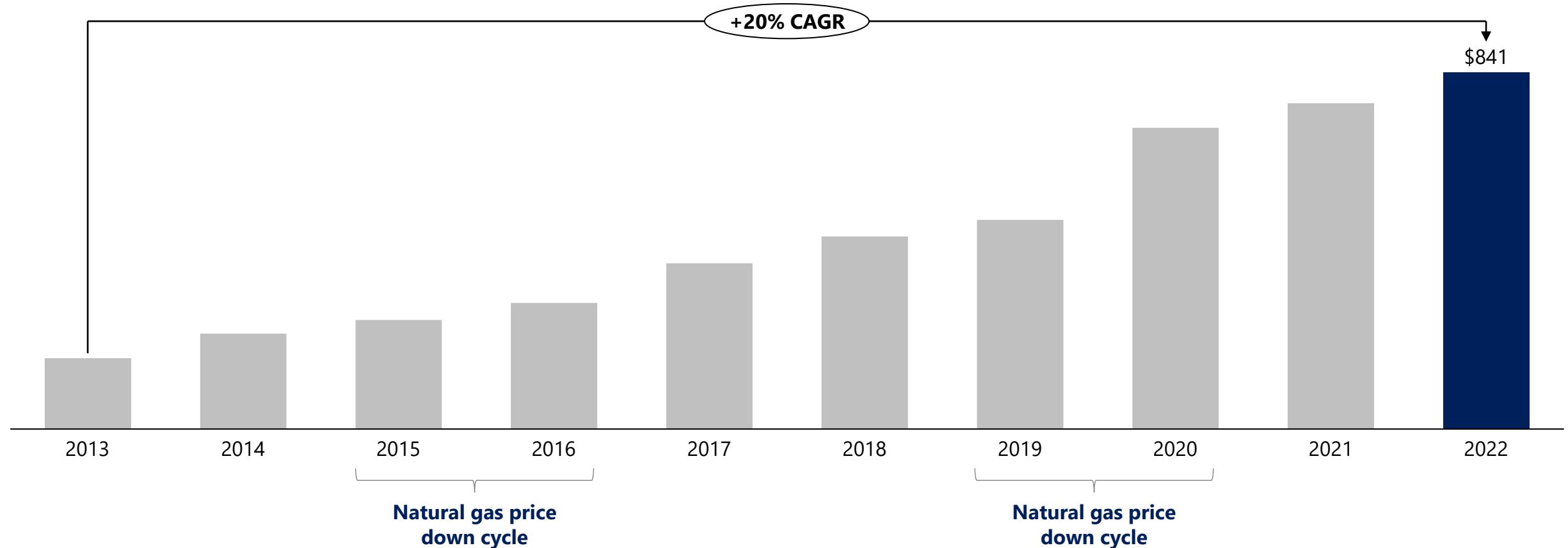
LNG facilities
● Operational
● Under development

Consistent track record of growth through commodity cycles

DTM has highly contracted cash flows and no direct commodity exposure

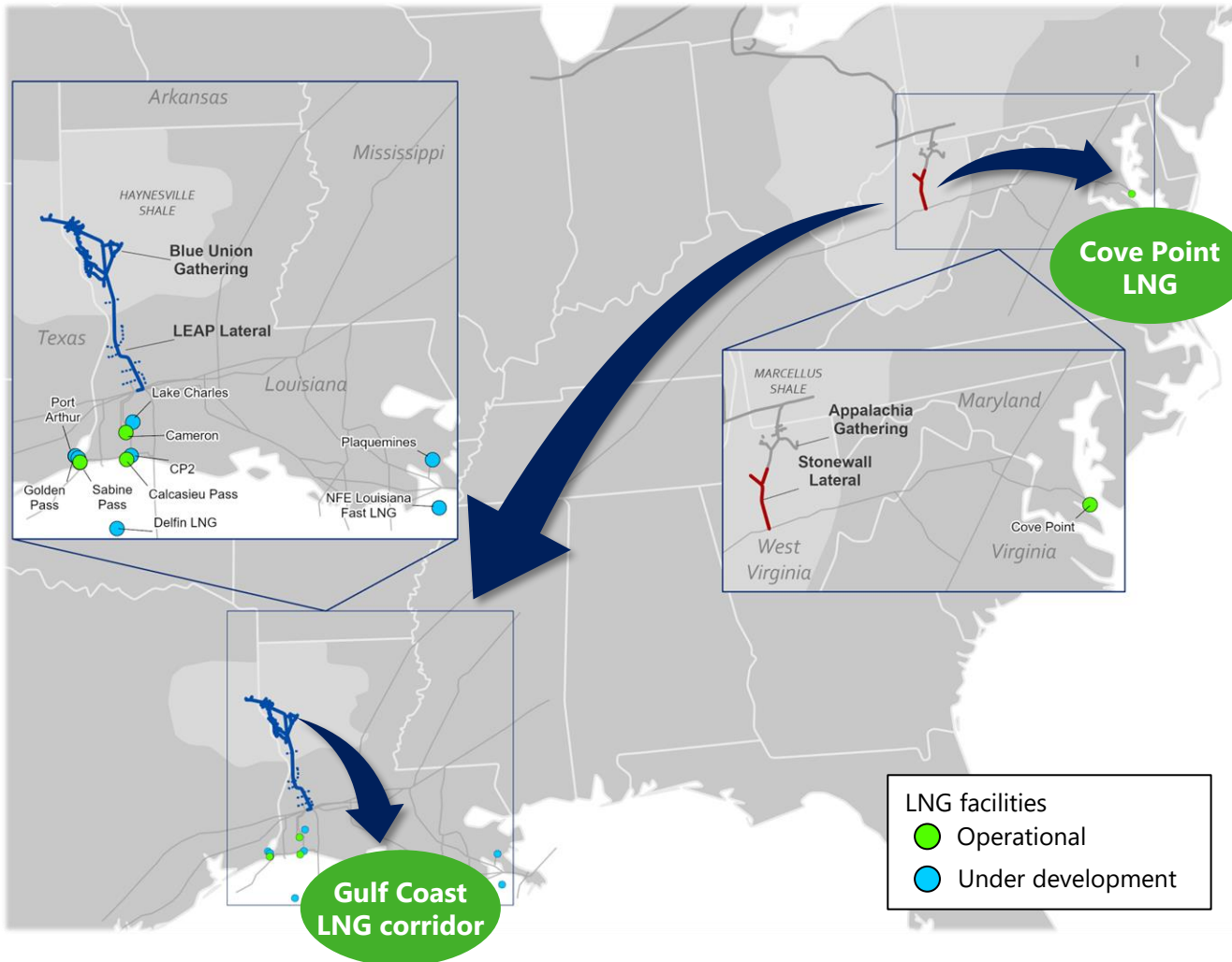
Historical Adjusted EBITDA¹ growth

(millions)

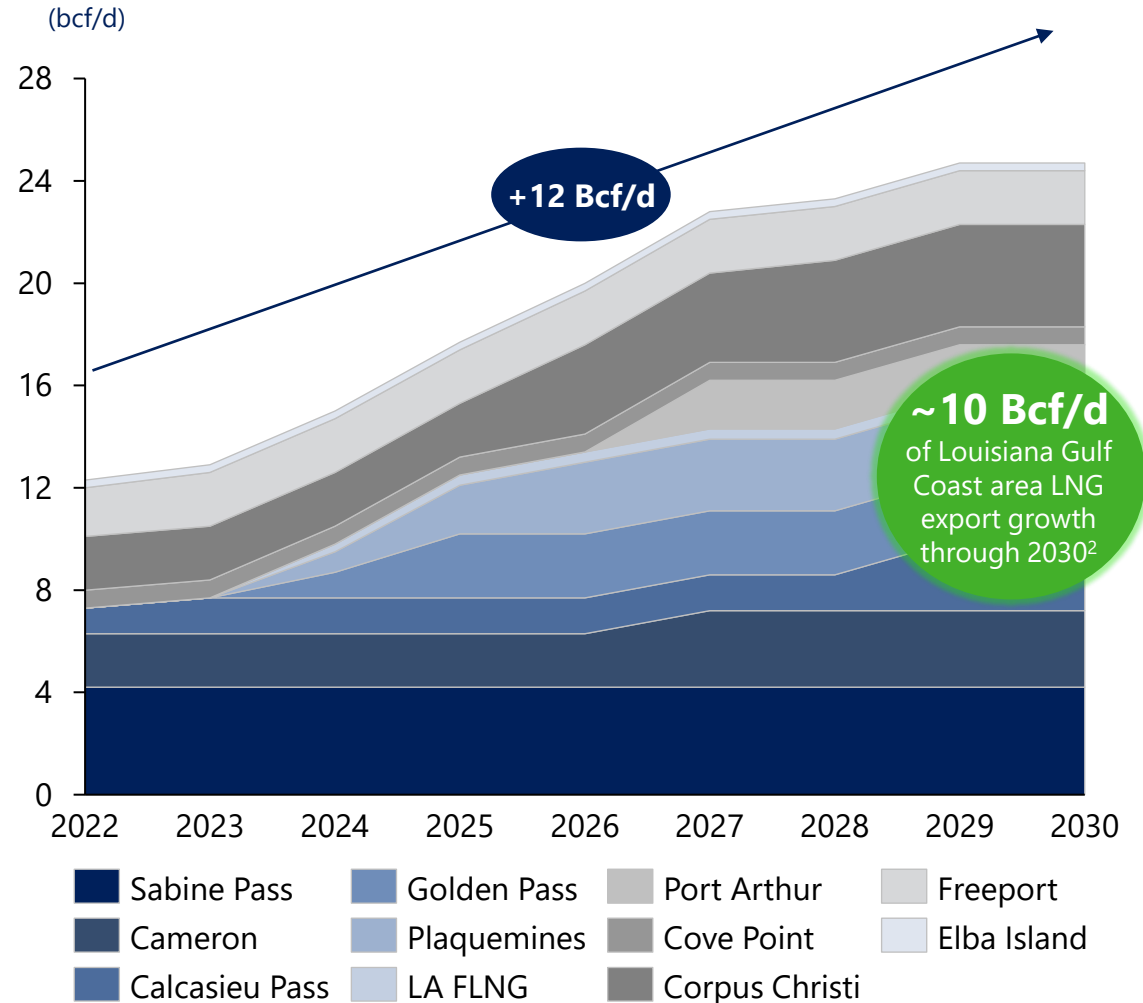


DTM Assets are Supporting Growing LNG Export Demand

DTM assets currently provide ~2 Bcf/d of access to LNG export terminals and are well-positioned to serve growing demand



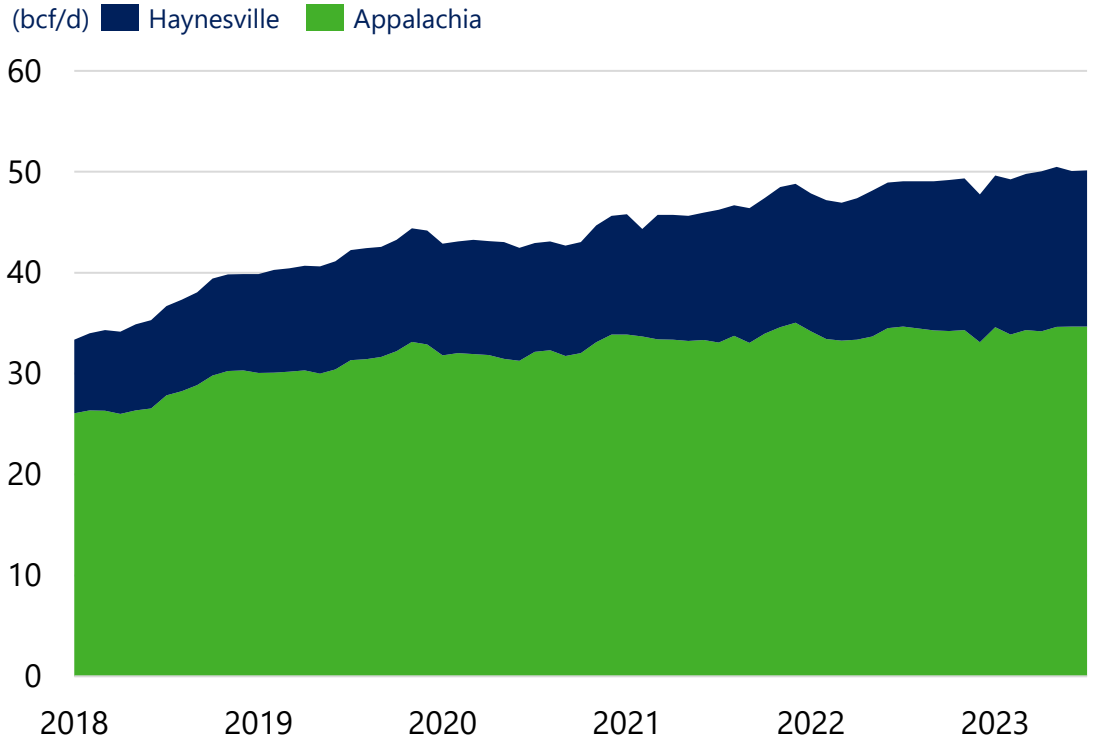
US LNG export capacity¹



Strong Long-term Production Outlook in Both Basins

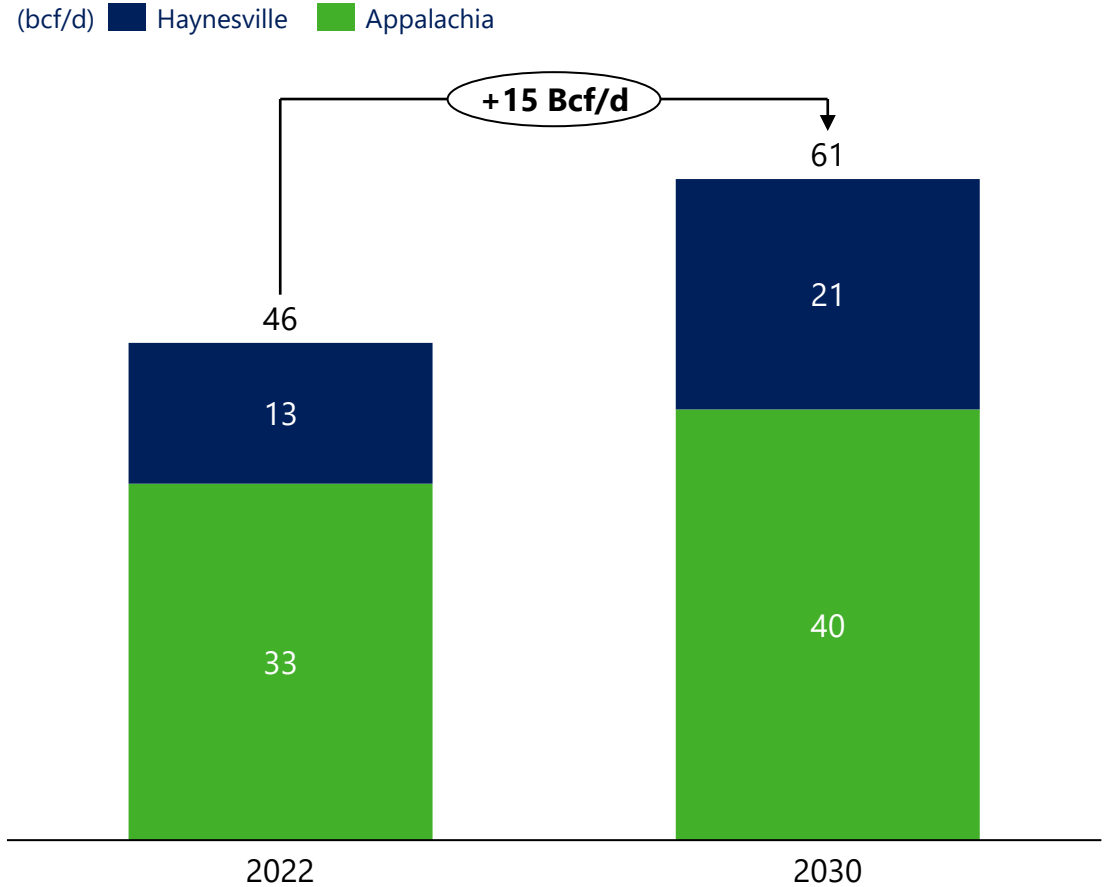
Haynesville & Appalachia production is expected to experience significant growth through 2030

Historical production



DUC inventory ¹	Haynesville	443	708	786
	Appalachia	666	793	710

Production forecast



Capital Allocation Approach



Preserve balance sheet strength

- Deleveraging into mid-3x's (proportional) / low 3x's (on-balance sheet) over the 5-year period
- Committed to long-term 4x leverage ratio ceiling



Durable and growing dividend

- +15% dividend increase since the Spin-Off
- 2.4x dividend coverage, with financial policy of a 2x coverage ratio floor



Invest in accretive organic growth projects

- Deploy capital at attractive 5-8x build multiples¹
- Strong organic growth project backlog



Maintain financial flexibility

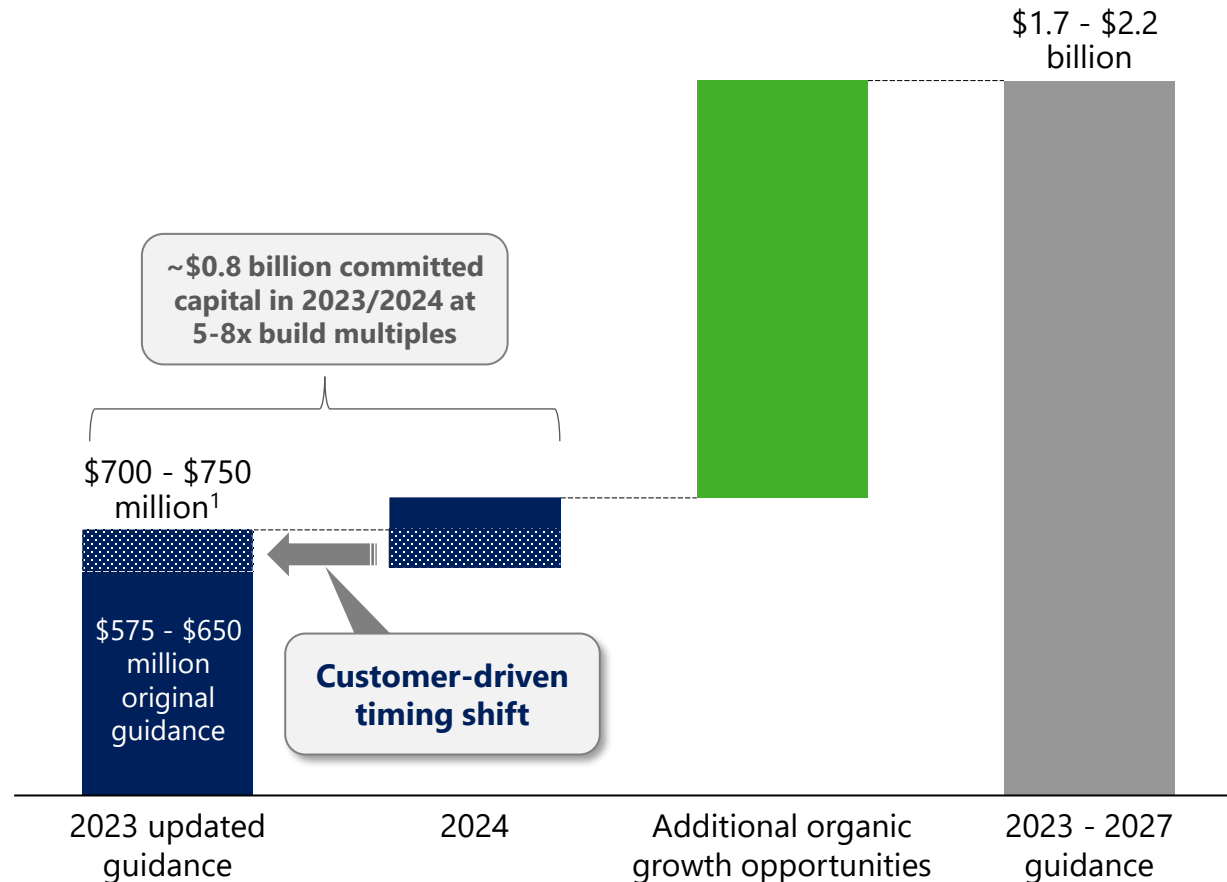
- Strong value creation optionality to pursue the most accretive use of excess cash flow (i.e., growth investments, increased dividend, share buybacks, and/or debt reduction)

2023-2027 Overall Growth Capital Outlook Remains Unchanged

Shifting 2024 committed capital into 2023 for new Ohio Utica opportunity

2023-2027 capital outlook

(Growth capex), ■ Committed capital



Accelerating new greenfield investment

- Committed capital of ~\$0.8 billion is unchanged
- Shifting 2024 capital into 2023 for new Ohio Utica opportunity
- Investment of ~\$15 million for Louisiana CCS in 2023

Self funded five-year capital program

- Investments in 2024 will be funded via cash flow after dividends
- Expect to end 2024 with a leverage ratio² of 4.0x or below

Strong Organic Opportunities Across Our Existing Footprint

	Asset	2023-2027 commercial focus	Overview
Pipeline	LEAP	<ul style="list-style-type: none"> Active discussions for expansions up to ~3 Bcf/d 	<ul style="list-style-type: none"> Connecting growing Haynesville supply with growing LNG demand
	Stonewall	<ul style="list-style-type: none"> Active discussions with existing and new customers for expansion opportunities 	<ul style="list-style-type: none"> Providing incremental Appalachia pipeline takeaway to East Coast LNG and Gulf Coast markets
	NEXUS	<ul style="list-style-type: none"> Generation Pipeline interconnection New supply connections; hydraulic optimization 	<ul style="list-style-type: none"> Providing Ohio industrial corridor access to NEXUS supply
	Millennium	<ul style="list-style-type: none"> Recently completed open season for potential expansion opportunity 	<ul style="list-style-type: none"> Enabling additional supply into New York and New England markets through compression expansion
Gathering	Blue Union	<ul style="list-style-type: none"> Active discussions for gathering and treating expansion opportunities 	<ul style="list-style-type: none"> Serving growing production from existing customers; step out expansions to connect new customers
	Appalachia Gathering	<ul style="list-style-type: none"> Active discussions for further expansion 	<ul style="list-style-type: none"> Serving growing production from existing customers
	Ohio Utica (New)	<ul style="list-style-type: none"> Initial buildout of new trunkline and gathering network 	<ul style="list-style-type: none"> Emerging resource development in Ohio Utica
	Tioga	<ul style="list-style-type: none"> Active discussions regarding full-scale development 	<ul style="list-style-type: none"> Supporting new drilling activity in undeveloped acreage
Energy Transition	Carbon Capture and Sequestration	<ul style="list-style-type: none"> Continue to advance Louisiana CCS opportunity towards final investment decision New project development 	<ul style="list-style-type: none"> Permanently sequestering CO₂ from DTM treating assets; supported by 45Q tax credit Leveraging strong expertise to advance CCS in new regions
	Hydrogen	<ul style="list-style-type: none"> Advance hydrogen hub project concepts Work with strategic partner to identify and advance development opportunities 	<ul style="list-style-type: none"> Commercializing hydrogen transportation, storage and production

Growth Investment Summary

Projects remain on-schedule and on-budget

Contracted growth investments

	Project	In-service date(s)
Pipeline	Haynesville LEAP pipeline expansion – Phase 1	In-service
	Haynesville LEAP pipeline expansion – Phase 2	Q1 2024
	Haynesville LEAP pipeline expansion – Phase 3	Q3 2024
Gathering	Appalachia Gathering System expansion – Phase 2	Q4 2023
	Haynesville Blue Union expansion	Q3 2022 – Q1 2024
	Ohio Utica System (New)	1H 2024

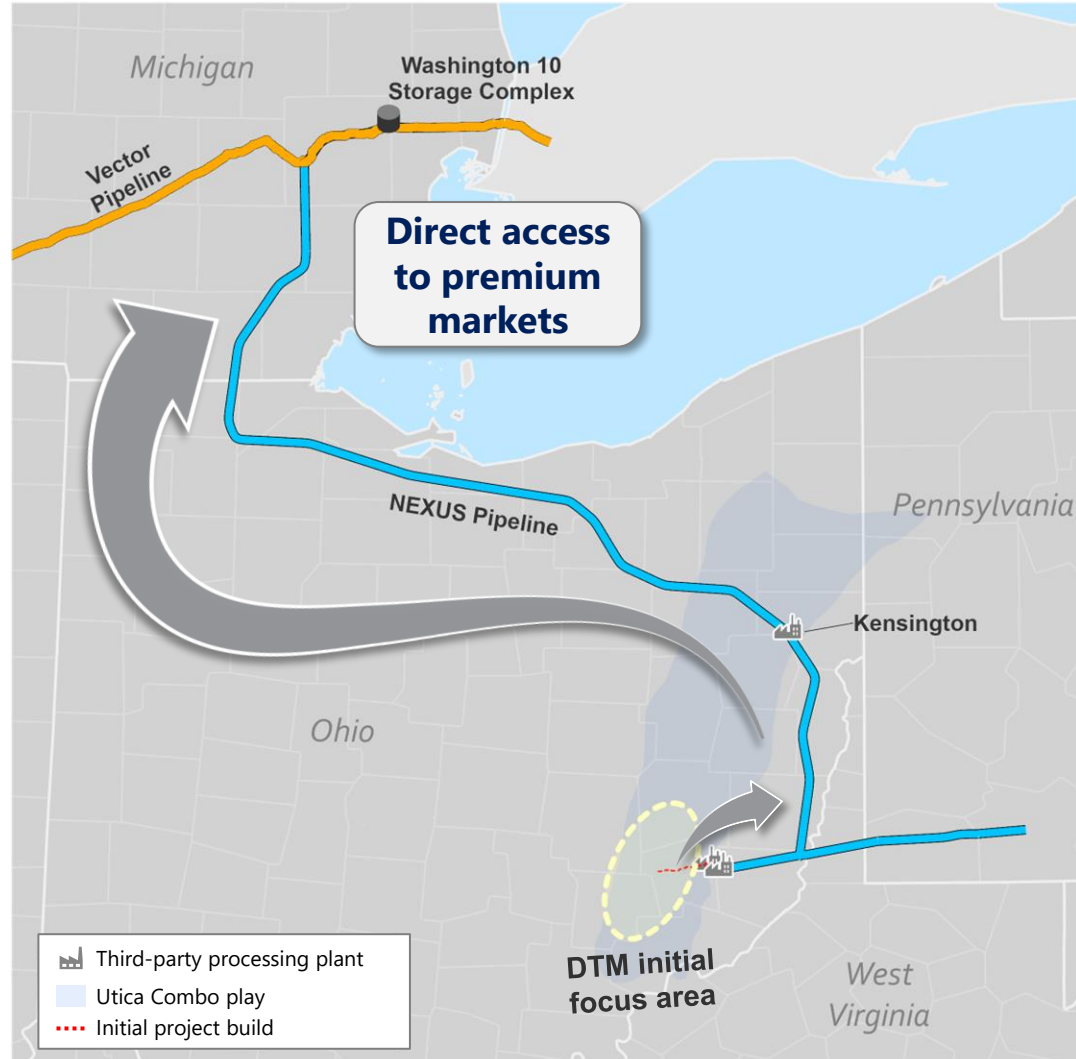
Key project updates

- LEAP phase 1 placed in-service early, ahead of planned Q4 2023 in-service date
- Blue Union and Appalachia Gathering expansions on-schedule



New Greenfield Investment in Ohio Utica Resource

Finalized development plan with new owner¹, accelerated build into 2023 from 2024



Emerging associated gas resource development area

- Initial gathering backbone buildout of >200 MMcf/d capacity
 - Expected DTM investment² of ~\$100 million for 2023-2024
 - ~5x build multiple at full run-rate
 - In-service 1H 2024
- New customer is a large-cap investment-grade producer that has an advantaged cost structure via sizeable minerals ownership within 395k total net acres

Strong commercial structure

- Long-term contract, dedication, and minimum volume commitment that protects project economics
- Volume expected to ramp over 18 to 24 months

Opportunity for significant future development

- Potential large-scale, multi-year natural gas gathering buildout
- Integration with DTM downstream assets (e.g., NEXUS, Vector, & W10 Storage), providing access to premium markets

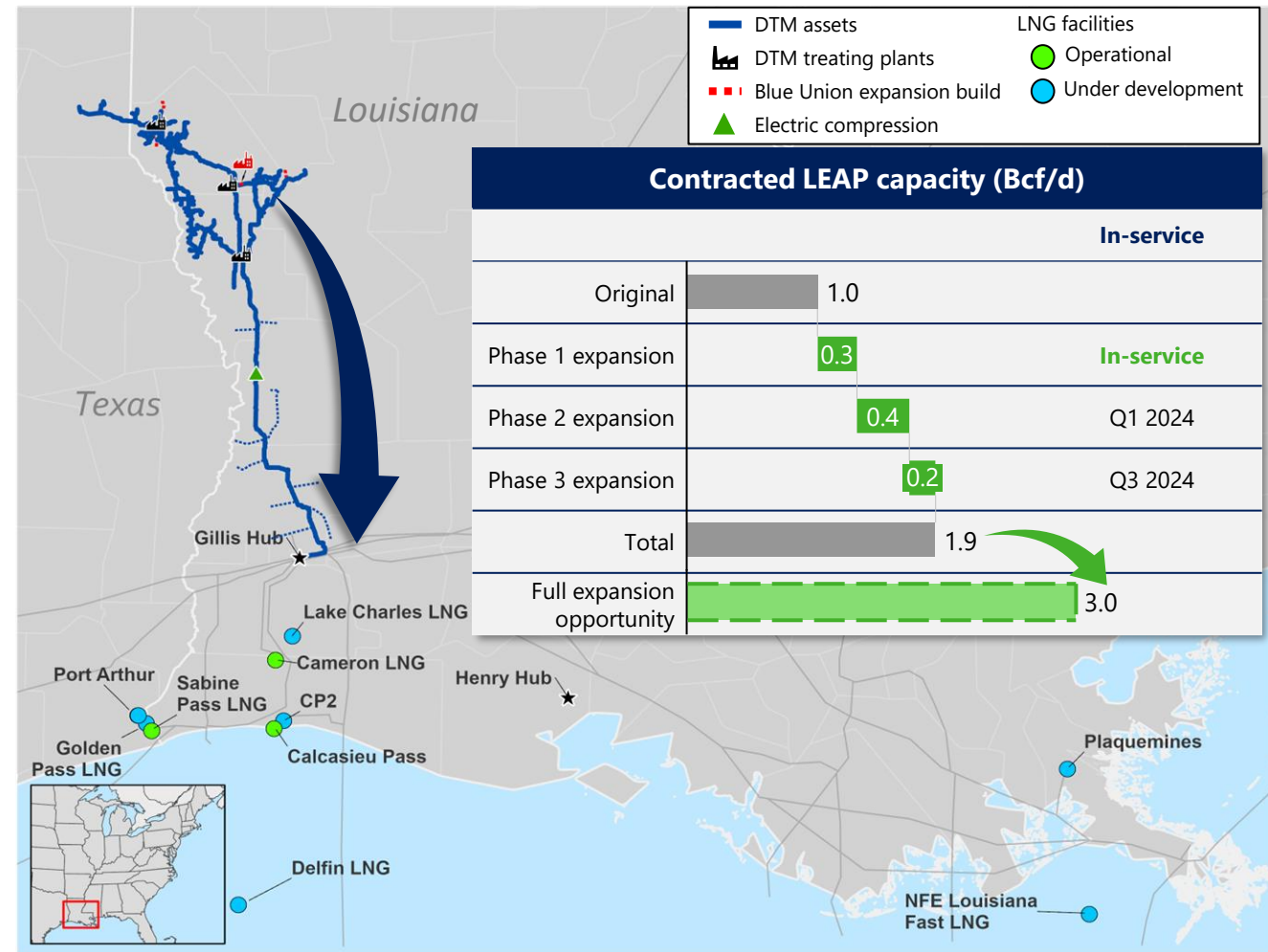
Phase 1 LEAP Expansion Placed In-service

Early commissioning of phase 1 expansion increases LEAP capacity from 1.0 Bcf/d to 1.3 Bcf/d

Further LEAP expansions on-track and on-budget to increase capacity from 1.3 Bcf/d to 1.9 Bcf/d

- Capital efficient, lower-risk expansions provide timely access to growing LNG demand
- Project includes a combination of looping and compression
- LEAP can be further expanded up to ~3 Bcf/d

Haynesville / Louisiana Gulf Coast



Louisiana Carbon Capture and Sequestration

Advancing our energy transition platform

Louisiana CCS project area



Utilizing CO₂ from DTM owned treating facilities

Leveraging our strong expertise and integrated asset platform

- Project scope includes capture equipment, a new CO₂ pipeline and storage development
- Targeting a proximal geological storage formation with capacity of over 1 million metric tons per annum
- Recently completed seismic surveys with favorable results; plan to drill Class V characterization well in Q4 2023
- Class VI application review is proceeding as planned

Dual benefit of attractive organic growth and meaningful emissions reduction

- Economics are fully supported by 45Q tax credit
- Supports carbon neutral “wellhead to water” service offering on LEAP
- Reduces DTM emissions in pursuit of net zero by 2050

Project Timeline



Committed to a Leading ESG Program

MSCI
ESG RATINGS



CCC B BB BBB A AA AAA



Environmental

- Continuing to advance CCS opportunity in Louisiana
- Advancing hydrogen development opportunities with strategic partnership and participation in hydrogen hub initiatives



Social

- Established \$4 million charitable fund for community investment
- Implemented talent management program that seeks diverse and creative talent
- Continue to strengthen safety standards and protocols based on industry best practices



Governance

- Independent and diverse board
- Long-term incentive plans tied to total shareholder return
- Board committee focused on ESG


Committed to Strong Governance Practices

Best-in-class governance practices

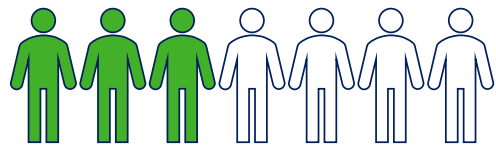
- Structured as C-Corp with separate CEO and Chairman
- Long-term incentive plans tied to total shareholder return targets
- Board committee focused on ESG initiatives
- Broad range of experience and diversity

Board diversity

~71% independent



~43% gender or racially diverse



DT Midstream Board Composition



Robert Skaggs, Jr.
Chairman



Stephen Baker
Lead Independent Director



Angela Archon
Director



David Slater
President and CEO



Peter Tumminello
Director



Elaine Pickle
Director



Dwayne Wilson
Director

Executing on our plan to be net zero by 2050

Our approach

- Utilize existing technologies to actively reduce emissions from operations including
 - Electric compression
 - Methane monitoring and reduction equipment
 - Renewable natural gas connections
- Develop low carbon commercial projects that offer the dual benefit of reducing our emissions
 - Carbon capture and sequestration
 - Hydrogen

January 2021
Announced net
zero by 2050 goal

**30% emissions
reduction goal
by 2030**

Key initiatives

- Announced first-of-its-kind “wellhead to water” carbon neutral expansion of our Haynesville assets
- Filed Class VI well permit application for our Louisiana carbon capture and sequestration (CCS) project
- Formed a strategic partnership with Mitsubishi Power to develop hydrogen infrastructure projects
- Installed Project Canary methane monitoring services and joined Cheniere’s Quantify, Monitor, Report and Verify (QMRV) program to assess GHG emissions
- Joined ONE Future to assist industry efforts to reduce methane emissions

**Net zero
by 2050**

Focused on Impactful Sustainability Initiatives

2023 Corporate Sustainability Report Highlights

- MSCI upgraded DTM to the second highest ESG rating of "AA"
- Reduced year-over-year employee safety incident rate by 43%
- Doubled the percentage of ethnically diverse leadership
- Increased workforce diversity by 44%
- Created Chief Diversity Officer role to champion diversity initiatives
- 2,752 volunteer hours logged by employees to support local communities
- Sustainability and Climate Risks integrated into Enterprise Risk Management
- 99% compressor availability delivers best in class customer service





Appendix



2023/2024 Guidance Summary

	<i>(millions, except EPS)</i>	Guidance
2023	Adjusted EBITDA ¹	\$895 - \$935
	Operating Earnings ²	\$340 - \$356
	Operating EPS ²	\$3.50 - \$3.66
	Distributable Cash Flow ³	\$625 - \$675
	Capital Expenditures ⁴	\$730 - \$790
	Growth Capital ⁴	\$700 - \$750
	Maintenance Capital	\$30 - \$40
2024	Adjusted EBITDA (early outlook)	\$920 - \$970

1. Definition and reconciliation of Adjusted EBITDA (non-GAAP) to net income included in this appendix
2. Definition and reconciliation of Operating Earnings and Operating Earnings per Share (non-GAAP) to reported earnings included in this appendix; EPS calculation based on average share count of approximately 97 million shares outstanding - diluted
3. Definition and reconciliation of Distributable Cash Flow (non-GAAP) included in this appendix
4. Includes contribution to equity method investees; guidance range is net of a ~\$60 million customer contribution

Non-GAAP Definitions

Adjusted EBITDA and Distributable Cash Flow (DCF) are non-GAAP measures

Adjusted EBITDA is defined as GAAP net income attributable to DT Midstream before expenses for interest, taxes, depreciation and amortization, and loss from financing activities, further adjusted to include our proportional share of net income from our equity method investees (excluding interest, taxes, depreciation and amortization), and to exclude certain items we consider non-routine. We believe Adjusted EBITDA is useful to us and external users of our financial statements in understanding our operating results and the ongoing performance of our underlying business because it allows our management and investors to have a better understanding of our actual operating performance unaffected by the impact of interest, taxes, depreciation, amortization and non-routine charges noted in the table below. We believe the presentation of Adjusted EBITDA is meaningful to investors because it is frequently used by analysts, investors and other interested parties in our industry to evaluate a company's operating performance without regard to items excluded from the calculation of such measure, which can vary substantially from company to company depending on accounting methods, book value of assets, capital structure and the method by which assets were acquired, among other factors. We use Adjusted EBITDA to assess our performance by reportable segment and as a basis for strategic planning and forecasting.

Distributable Cash Flow (DCF) is calculated by deducting earnings from equity method investees, depreciation and amortization attributable to noncontrolling interests, cash interest expense, maintenance capital investment (as defined below), and cash taxes from, and adding interest expense, income tax expense, depreciation and amortization, certain items we consider non-routine and dividends and distributions from equity method investees to, Net Income Attributable to DT Midstream. Maintenance capital investment is defined as the total capital expenditures used to maintain or preserve assets or fulfill contractual obligations that do not generate incremental earnings. We believe DCF is a meaningful performance measurement because it is useful to us and external users of our financial statements in estimating the ability of our assets to generate cash earnings after servicing our debt, paying cash taxes and making maintenance capital investments, which could be used for discretionary purposes such as common stock dividends, retirement of debt or expansion capital expenditures.

Adjusted EBITDA and DCF are not measures calculated in accordance with GAAP and should be viewed as a supplement to and not a substitute for the results of operations presented in accordance with GAAP. There are significant limitations to using Adjusted EBITDA and DCF as a measure of performance, including the inability to analyze the effect of certain recurring and non-recurring items that materially affect our net income or loss. Additionally, because Adjusted EBITDA and DCF exclude some, but not all, items that affect net income and are defined differently by different companies in our industry, Adjusted EBITDA and DCF do not intend to represent net income attributable to DT Midstream, the most comparable GAAP measure, as an indicator of operating performance and are not necessarily comparable to similarly titled measures reported by other companies.

Reconciliation of net income attributable to DT Midstream to Adjusted EBITDA or DCF as projected for full-year 2023 is not provided. We do not forecast net income as we cannot, without unreasonable efforts, estimate or predict with certainty the components of net income. These components, net of tax, may include, but are not limited to, impairments of assets and other charges, divestiture costs, acquisition costs, or changes in accounting principles. All of these components could significantly impact such financial measures. At this time, management is not able to estimate the aggregate impact, if any, of these items on future period reported earnings. Accordingly, we are not able to provide a corresponding GAAP equivalent for Adjusted EBITDA or DCF.

Non-GAAP Definitions

Operating Earnings and Operating Earnings per share are non-GAAP measures

Use of Operating Earnings Information – Operating Earnings exclude non-recurring items, certain mark-to-market adjustments and discontinued operations. DT Midstream management believes that Operating Earnings provide a more meaningful representation of the company's earnings from ongoing operations and uses Operating Earnings as the primary performance measurement for external communications with analysts and investors. Internally, DT Midstream uses Operating Earnings to measure performance against budget and to report to the Board of Directors.

In this presentation, DT Midstream provides guidance for future period Operating Earnings. It is likely that certain items that impact the company's future period reported results will be excluded from operating results. A reconciliation to the comparable future period reported earnings is not provided because it is not possible to provide a reliable forecast of specific line items (i.e., future non-recurring items, certain mark-to-market adjustments and discontinued operations). These items may fluctuate significantly from period to period and may have a significant impact on reported earnings.

Non-GAAP Reconciliations

Reconciliation of net income attributable to DT Midstream to Adjusted EBITDA

(millions)

	2022
Net income attributable to DT Midstream	\$ 370
Plus: Interest expense	137
Plus: Income tax expense	100
Plus: Depreciation and amortization	170
Plus: Loss from financing activities	13
Plus: EBITDA from equity method investees ¹	217
Plus: Adjustments for non-routine items ²	(10)
Less: Interest income	(3)
Less: Earnings from equity method investees	(150)
Less: Depreciation and amortization attributable to noncontrolling interests	(3)
Adjusted EBITDA	\$ 841

1. Includes share of our equity method investees' earnings before interest taxes, depreciation and amortization, which we refer to as "EBITDA." A reconciliation of earnings from equity method investees to EBITDA from equity method investees follows:

	2022
Earnings from equity method investees	\$ 150
Plus: Depreciation and amortization from equity method investees	56
Plus: Interest expense attributable to equity method investees	11
EBTDA from equity method investees	<u>\$ 217</u>

2. Adjusted EBITDA calculation excludes certain items we consider non-routine. For the year ended December 31, 2022, adjustments for non-routine items include a \$17 million gain on sale of certain assets in the Utica shale region, partially offset by an equity method investee goodwill impairment of \$7 million.