CNB FINANCIAL CORPORATION®



2025
Q2 REPORT

OUR FAMILY OF BANKS

CNB BANK®
ERIE BANK® A division of CNB Bank
FCBank® A DIVISION OF CNB BANK
Bank on Buffalo® A DIVISION OF CNB BANK
RIDGE VIEW BANK® A division of CNB Bank
Impressia® Bank A DIVISION OF CNB BANK
ESSA Bank® A division of CNB Bank

A Message to Our Shareholders

Our second quarter earnings reflected strong momentum in commercial loan growth and demand, continuing trends from the end of Q1 across both existing and new client relationships. Treasury Management activities drove deposit and relationship growth, notably in noninterest-bearing deposits. These volume gains, along with higher average loan yields and lower costs on interest-bearing funds, led to a favorable 22 basis point increase in our taxable-equivalent net interest margin versus Q1.

With the release of our Q2 results, we were excited to finalize the acquisition of ESSA Bancorp, Inc. and ESSA Bank and Trust on July 23, 2025. This strategic addition enhances CNB's earning-asset base and expands our market presence in Northeastern Pennsylvania, enabling us to deliver exceptional banking and wealth management services. Beyond expected growth in net interest income, we remain focused on managing core overhead and achieving cost efficiencies from the ESSA integration, to drive positive operating leverage and further margin and earnings accretion.

We warmly welcome ESSA's clients, employees, and investors to the CNB family.

MICHAEL D. PEDUZZI, PRESIDENT & CEO

STOCK TRANSFER AGENT & REGISTRAR

Equiniti Trust Company, LLC
48 Wall Street, Floor 23
New York, NY 10005
(800) 937-5449

MARKET MAKERS

The following firms have chosen to make a market in the stock of the Corporation. Inquiries concerning their services should be directed to:

Janney Montgomery Scott LLC
1717 Arch Street
Philadelphia, PA 19103
(800) 526-6397

Keefe, Bruyette & Woods, Inc.
787 Seventh Avenue, 4th Floor
New York, NY 10019
(212) 887-7777

Dividend Reinvestment

CNB Financial Corporation's Dividend Reinvestment & Direct Stock Purchase and Sale Plan, which is sponsored and administered by Equiniti Trust Company LLC (EQ), allows shareholders to purchase additional shares of CNB Financial's common stock through the reinvestment of dividends.

Questions regarding the plan and how to participate can be addressed to EQ at **800-937-5449** (domestic shareholders) or **718-921-8124** (outside US) between the hours of 8 a.m. and 8 p.m. Eastern Time, Monday through Friday. Access information on EQ's website at **https://equiniti.com/us/ast-access** or email inquiries to **helpAST@equiniti.com**. The physical address is located above.

Balance Sheet

	June 30, 2025	March 31, 2025	June 30, 2024
Total Loans Receivable	$ 4,733,420	$ 4,610,009	$ 4,479,692
Total Assets	$ 6,318,477	$ 6,295,508	$ 5,886,571
Total Deposits	$ 5,467,082	$ 5,460,078	$ 5,110,845
Total Shareholders' Equity	$ 637,281	$ 624,508	$ 586,700

Income Statement

	Three Months Ended		
	June 30, 2025	March 31, 2025	June 30, 2024
Interest and Dividend Income	$ 85,771	$ 82,379	$ 80,652
Interest Expense	(33,574)	(33,948)	(34,935)
Net Interest Income	52,197	48,431	45,717
Provision for Credit Losses	(4,338)	(1,556)	(2,591)
Non-interest Income	9,008	8,507	8,865
Non-Interest Expense	(39,617)	(41,038)	(35,989)
Income before Income Taxes	17,250	14,344	16,002
Income Tax Expense	(3,294)	(2,863)	(3,045)
Net Income	$ 13,956	$ 11,481	$ 12,957

	Six Months Ended	
	June 30, 2025	June 30, 2024
Interest and Dividend Income	$ 168,150	$ 158,557
Interest Expense	(67,522)	(67,618)
Net Interest Income	100,628	90,939
Provision for Credit Losses	(5,894)	(3,911)
Non-interest Income	17,515	17,820
Non-Interest Expense	(80,655)	(73,413)
Income before Income Taxes	31,594	31,435
Income Tax Expense	(6,157)	(5,878)
Net Income	$ 25,437	$ 25,557

Key Performance Data

	Six Months Ended	
	June 30, 2025	June 30, 2024
Return on Average Assets	0.82%	0.89%
Return on Average Equity	8.18%	8.86%
Total Yield on Earning Assets	5.81%	5.85%
Total Cost of Interest-bearing Liabilities	2.90%	3.10%
Net Loan Charge-Offs to Total Loans	0.21%	0.19%
Nonperforming Assets to Total Assets	0.48%	0.62%
Allowance for Credit Losses to Nonaccrual Loans	169.52%	130.88%

Uninsured Deposits & Liquidity

	June 30, 2025	March 31, 2025
Adjusted Uninsured Deposits	17.63%	17.46%
Liquidity To Adjusted Uninsured Deposits Ratio	5.1x	5.3x

Book Value Per Common Share

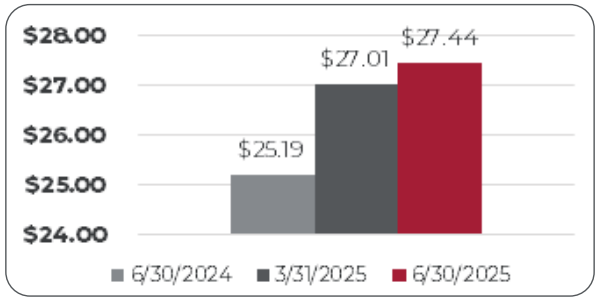

Diluted Earnings Per Common Share

Three Months Ended

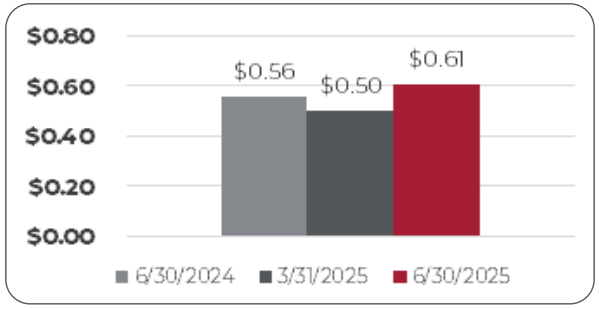

Diluted Earnings Per Common Share

Six Months Ended

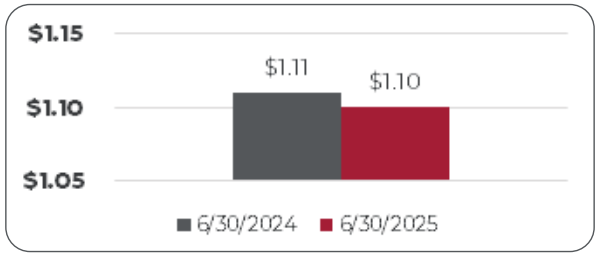

Regulatory Capital Position

June 30, 2025

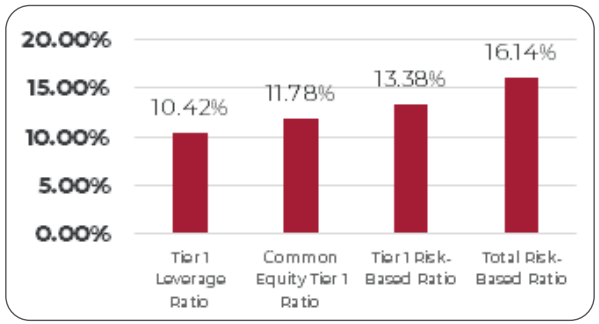

Each depositor insured to at least $250,000
Backed by the full faith and credit of the United States government
FDIC
Federal Deposit Insurance Corporation • www.fdic.gov

Scan the QR code to visit our Investor Relations website.

The common and preferred stock of the Corporation trade on the NASDAQ Global Select Market under the symbols CCNE and CCNEP, respectively.

What's new:

- CNB Financial Corporation completes Merger with ESSA Bancorp, Inc.
- CNB President and CEO, Mike Peduzzi, receives Penn State DuBois Alumni Society's Distinguished Ambassador Award
- CNB Bank's Carla Higgins, promoted to Senior Vice President of Strategic Project Management
- ERIEBANK President, Wesley Gillespie, recognized as Crain's Cleveland Business Notable Leaders in Finance
- ERIEBANK's Ash Jones selected for Erie Reader's 40 Under 40
- BankOnBuffalo recognized as one of the Top 5 best banks in the Buffalo News Best of 716
- Impressia Bank's Sabra Kershaw was named one of Mahogany Magazine's Most Influential Women of Color for 2025