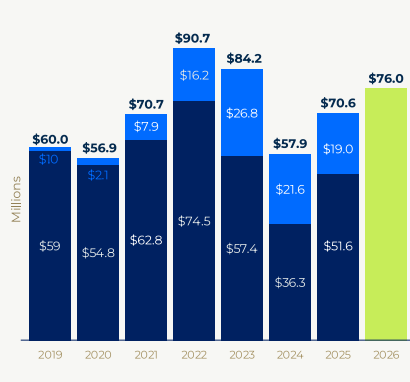


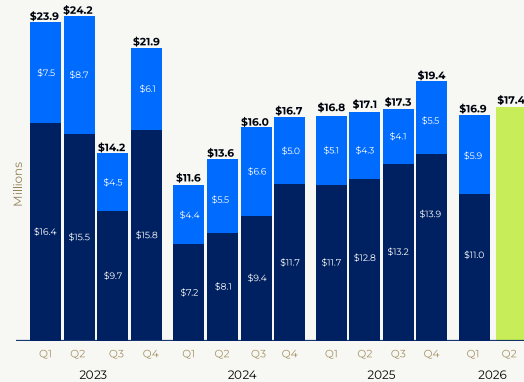
Valens Semiconductor Ltd. | First Quarter 2026 Earnings

“We’re continuing to see increased adoption of our chipsets, as additional products based on these chips hit the market.” *Yoram Salinger, CEO*

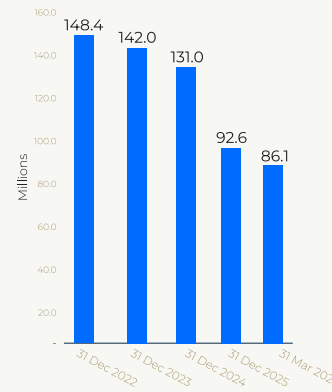
Annual Revenues



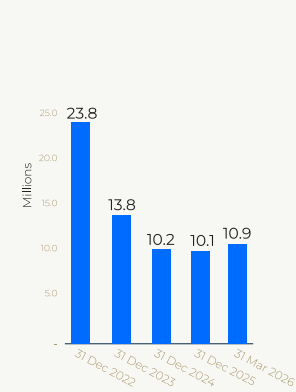
Quarterly Revenues



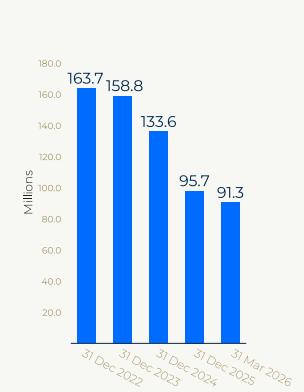
Cash Balance



Inventory Level



Working Capital



■ Automotive ■ Cross Industry Business (CIB) ■ Guidance (mid point)

		Annual 2024	Q1 2025	Q2 2025	Q3 2025	Q4 2025	Annual 2025	Q1 2026
GAAP Gross Margin %	Company	59.2%	62.9%	63.5%	63.0%	60.5%	62.4%	62.2%
	CIB	71.0%	69.1%	67.8%	69.1%	66.4%	68.1%	70.8%
	Automotive	39.5%	48.4%	50.5%	43.2%	45.9%	47.0%	46.2%

		Annual 2024	Q1 2025	Q2 2025	Q3 2025	Q4 2025	Annual 2025	Q1 2026
Adjusted EBITDA (Loss)	Company	\$(21.1)	\$(4.3)	\$(4.0)	\$(4.3)	\$(4.3)	\$(16.9)	\$(5.5)
Loss Per Share	Company	\$(0.35)	\$(0.08)	\$(0.07)	\$(0.07)	\$(0.09)	\$(0.31)	\$(0.08)

Second Quarter 2026 Guidance

Revenue: \$17.2-\$17.6 Million
 Gross Margin: 60.0%-62.0%
 Adjusted EBITDA (Loss): \$(4.9)-\$(4.4) Million

2026 Annual Guidance

Revenue: \$75.0-\$77.0 Million