

to acquire

extorre
Gold Mines Limited

Cautionary Statement

CAUTIONARY NOTE REGARDING FORWARD-LOOKING STATEMENTS: This presentation contains "forward-looking statements" within the meaning of the United States Private Securities Litigation Reform Act of 1995 and applicable Canadian securities legislation. Except for statements of historical fact relating to the Company, information contained herein constitutes forward-looking statements, including any information as to the Company's strategy, plans or future financial or operating performance. Forward-looking statements are characterized by words such as "plan," "expect", "budget", "target", "project", "intend," "believe", "anticipate", "estimate" and other similar words, or statements that certain events or conditions "may" or "will" occur. Forward-looking statements are based on the opinions, assumptions and estimates of management considered reasonable at the date the statements are made, and are inherently subject to a variety of risks and uncertainties and other known and unknown factors that could cause actual events or results to differ materially from those projected in the forward-looking statements. These factors include the Company's expectations in connection with the projects and exploration programs discussed herein being met, the impact of general business and economic conditions, global liquidity and credit availability on the timing of cash flows and the values of assets and liabilities based on projected future conditions, fluctuating metal prices (such as gold, copper, silver and zinc), currency exchange rates (such as the Brazilian Real, the Chilean Peso, the Argentine Peso and Mexican Peso versus the United States Dollar), possible variations in ore grade or recovery rates, changes in the Company's hedging program, changes in accounting policies, changes in the Company's corporate mineral resources, risk related to non-core mine dispositions, changes in project parameters as plans continue to be refined, changes in project development, construction, production and commissioning time frames, risk related to joint venture operations, the possibility of project cost overruns or unanticipated costs and expenses, higher prices for fuel, steel, power, labour and other consumables contributing to higher costs and general risks of the mining industry, failure of plant, equipment or processes to operate as anticipated, unexpected changes in mine life, final pricing for concentrate sales, unanticipated results of future studies, seasonality and unanticipated weather changes, costs and timing of the development of new deposits, success of exploration activities, permitting time lines, government regulation and the risk of government expropriation or nationalization of mining operations, environmental risks, unanticipated reclamation expenses, title disputes or claims, limitations on insurance coverage and timing and possible outcome of pending litigation and labour disputes, as well as those risk factors discussed or referred to in the Company's annual Management's Discussion and Analysis and Annual Information for the year ended December 31, 2011 filed with the securities regulatory authorities in all provinces of Canada and available at www.sedar.com, and the Company's Annual Report on Form 40-F filed with the United States Securities and Exchange Commission. Although the Company has attempted to identify important factors that could cause actual actions, events or results to differ materially from those described in forward-looking statements, there may be other factors that cause actions, events or results not to be anticipated, estimated or intended. There can be no assurance that forward-looking statements will prove to be accurate, as actual results and future events could differ materially from those anticipated in such statements. The Company undertakes no obligation to update forward-looking statements if circumstances or management's estimates, assumptions or opinions should change, except as required by applicable law. The reader is cautioned not to place undue reliance on forward-looking statements. The forward-looking information contained herein is presented for the purpose of assisting investors in understanding the Company's expected financial and operational performance and results as at and for the periods ended on the dates presented in the Company's plans and objectives and may not be appropriate for other purposes.

CAUTIONARY NOTE TO U.S. INVESTORS CONCERNING ESTIMATES OF MEASURED, INDICATED AND INFERRED MINERAL RESOURCES This presentation uses the terms "Measured", "Indicated" and "Inferred" Mineral Resources. United States investors are advised that while such terms are recognized and required by Canadian regulations, the United States Securities and Exchange Commission does not recognize them. "Inferred Mineral Resources" have a great amount of uncertainty as to their existence, and as to their economic and legal feasibility. It cannot be assumed that all or any part of an Inferred Mineral Resource will ever be upgraded to a higher category. Under Canadian rules, estimates of Inferred Mineral Resources may not form the basis of feasibility or other economic studies. United States investors are cautioned not to assume that all or any part of Measured or Indicated Mineral Resources will ever be converted into Mineral Reserves. United States investors are also cautioned not to assume that all or any part of an Inferred Mineral Resource exists, or is economically or legally mineable.

For additional details on the Cero Moro project, please see the technical report entitled "Preliminary Economic Assessment for The Cero Moro Gold-Silver Project, Santa Cruz Province, Argentina," dated March 30, 2012 (the "PEA 3") and co-authored by Carlos Guzmán, Mining Eng., Registered Member of the Chilean Mining Commission, Bill Gosling, BSc Eng., MBA, FAusIMM, David (Ted) Coupland, BSc, DipGeoSc CFSG ASIA, MAusIMM (CP), Anthony Sanford, BSc, MBA, SACNASP Pr.Sci.Nat., Krishna Sinha, P. Eng., Utah and Michael Gabora, P. Geo, Ontario. A copy of the PEA 3 can be obtained from SEDAR at www.sedar.com.

Yamana's Business Model…

YAMANAGOLD

Continually optimize
- lower costs, enhance productivity

Focus on mid-size projects
- clusters / stable countries

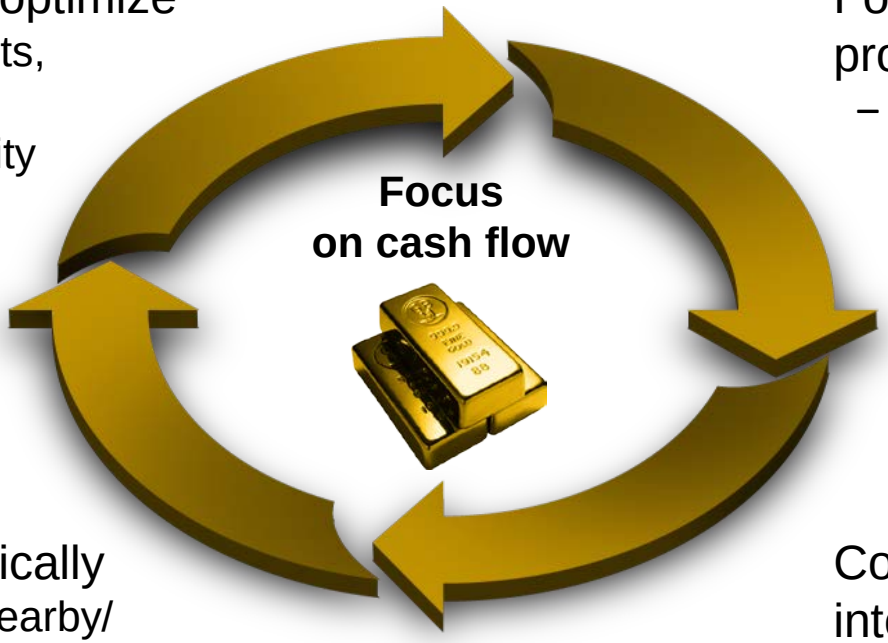

Grow organically
- expand nearby/ development

Convert rapidly into production
- mine sponsorship program

Projects – Yamana's Niche

YAMANAGOLD

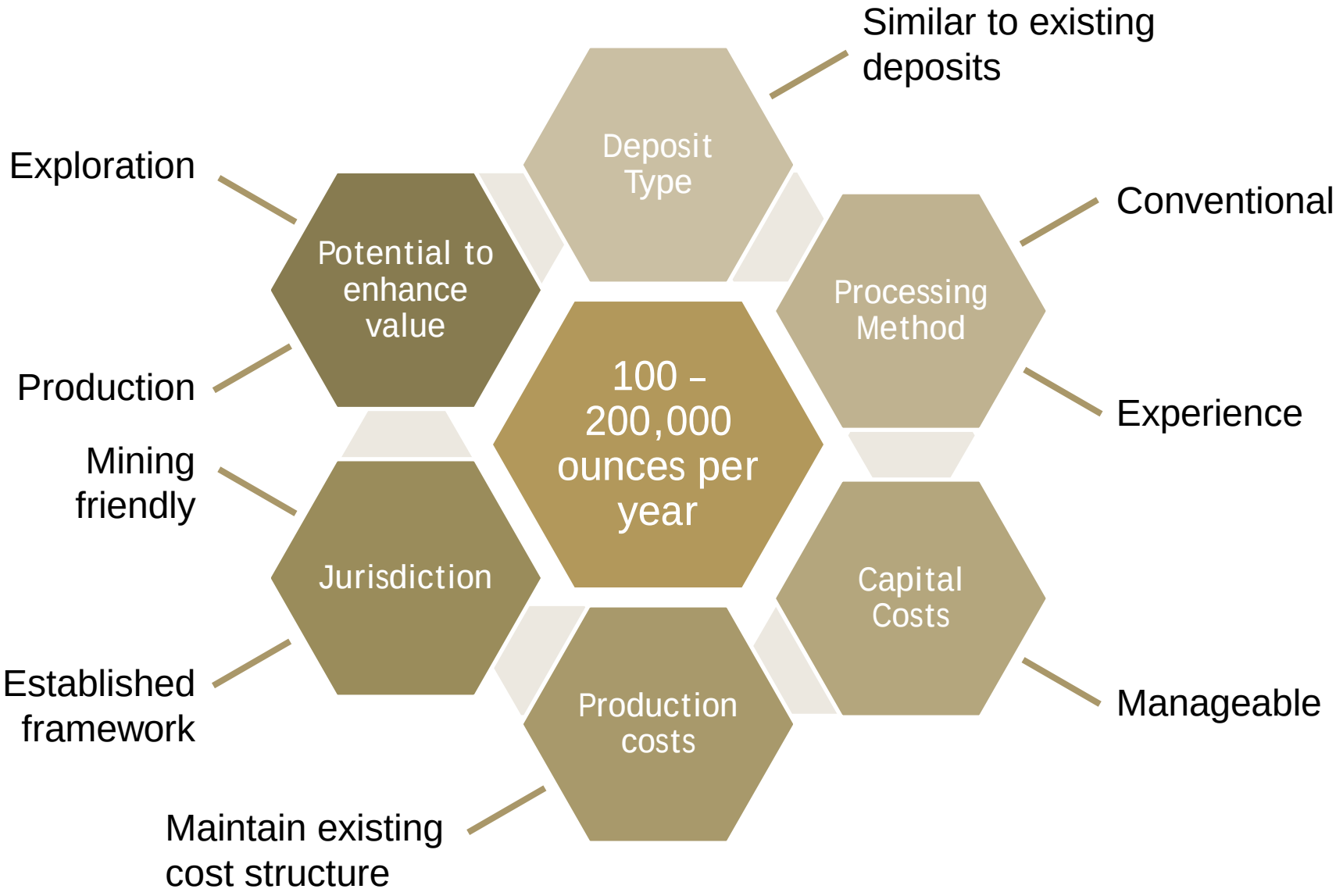

Extorre Fit with Business Model and Niche

YAMANAGOLD

YAMANAGOLD		extorre Gold Mines Limited
– Focus on Mid-Size Projects	→	– Relatively low capex at less than $300 million (PEA 3)
– Convert Rapidly to Production	→	– Production by 2015/16 at targeted 200 kGEO/yr
– Grow Organically	→	– Significant potential to increase resources and reserves
– Continually Optimize	→	– Studies optimize throughput scenarios
– Similar to Existing Deposits	→	– High grade vein deposits similar to El Peñón and Mercedes
– Conventional	→	– Standard processing flowchart
– Maintain Existing Cost Structure	→	– Projected costs expected to lower Yamana's average cash costs
– Established Jurisdiction	→	– Santa Cruz with long history of mining
– Potential to Enhance Value Through Exploration	→	– Significant unexplored land to support additional discoveries

… and Market Timing is Ideal

Implied Share Exchange Ratio[1]

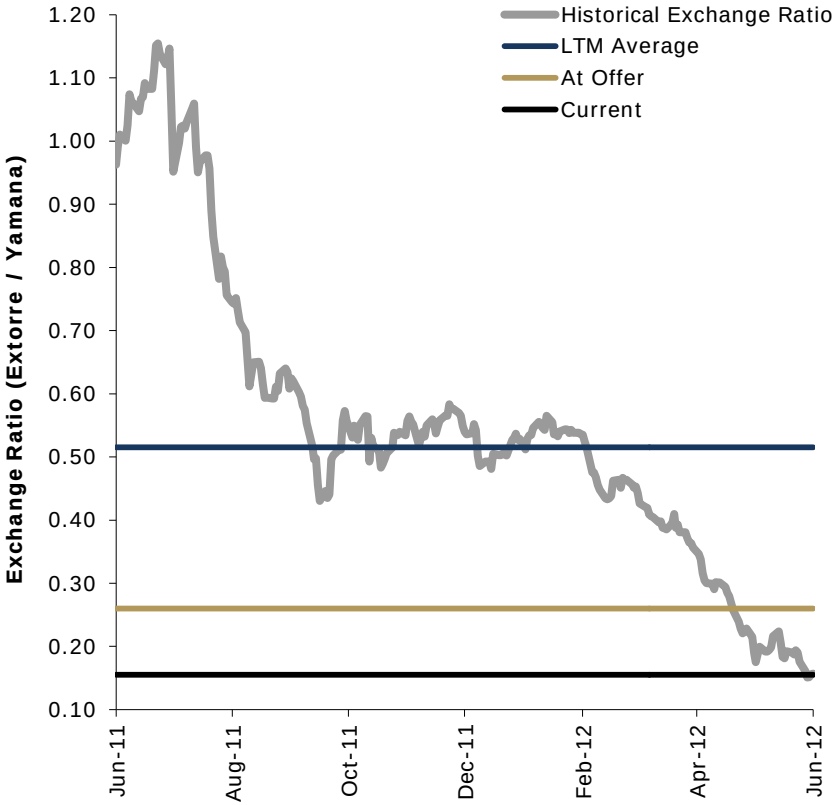

Relative Share Price Performance[2]

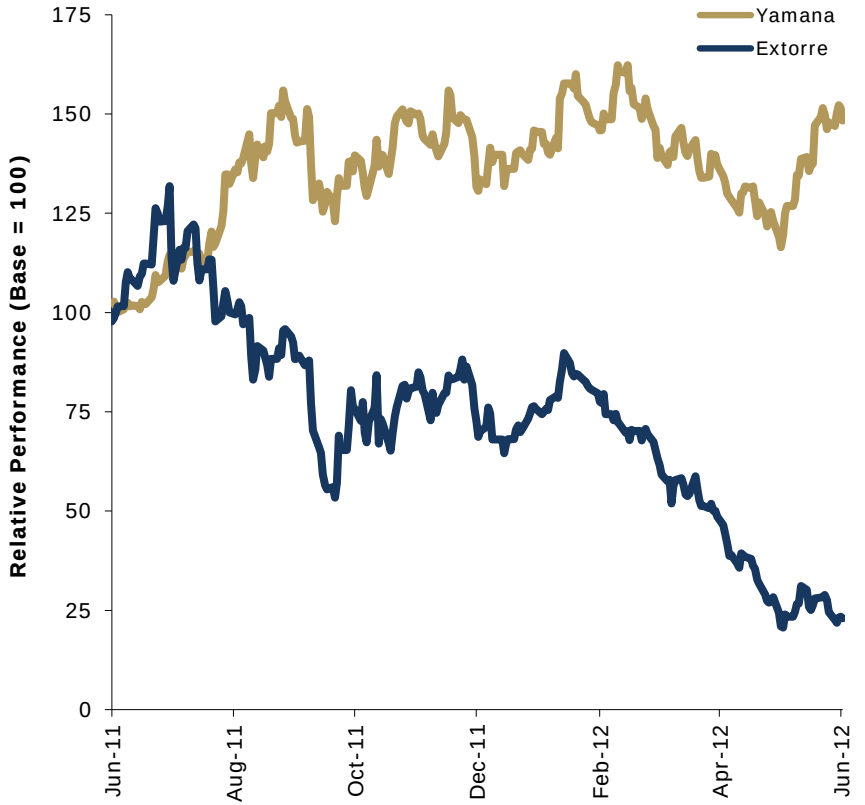

[1] Based on TSX trading data volume weighted average trading.
[2] Based on TSX closing share price performance.

Transaction Rationale

- **Attractive, high grade gold-silver deposit with district scale potential**
  - Strategic land position of 1,600 km^2 in prospective Deseado Massif
  - Current resource base of approximately 1.36 million GEO of indicated mineral resources and 1.05 million GEO of inferred mineral resources with significant potential to grow (see detailed breakdown on Page 11)
- **Long-life asset with low up-front capital and operating costs with attractive project IRR**
  - Low initial capital – less than US$300 million based on Extorre's recent PEA 3
  - Projected cash operating costs of approximately US$300 per ounce for first 5 years (PEA 3)
  - Robust IRRs with after tax returns of approximately 50% as per the PEA 3
- **Leverages Yamana's regional and operational expertise**
  - Similar high grade vein mining project to El Peñón and Mercedes
  - Regional synergies with El Peñón, Suyai and Mercedes
  - Construction teams at Yamana's C1 Santa Luz and Ernesto Pau-a-Pique projects will be available as well as other in-country Yamana resources
- **Valuation parameters attractive**
  - Implied P/NAV multiple based on analyst consensus at approximately 0.5 times
  - All-in acquisition cost including operating cost and total capex on a cost per ounce based on analyst consensus assumptions of US$760/oz (47% of current gold spot price)
  - Accretive to Yamana on all key metrics

Transaction Rationale (continued)

YAMANAGOLD

- **Significant Addition to Yamana's Growth Prospects**
  - Yamana's targeted sustainable production increases to more than 1.9M GEO by 2015/16
  - Cerro Moro to contribute approximately 200 kGEO per year representing approximately 10% of Yamana's pro forma total annual production.

- **Minimal dilution to Yamana Shareholders**
  - Total transaction enterprise value net of cash of approximately $395 million represents approximately 3% of Yamana's current market capitalization
  - On a pro forma basis, Extorre shareholders will own approximately 0.6% of Yamana's outstanding common shares

Quote from Peter Marrone, Chairman and CEO

"For the past few years, Yamana has been focused on organic growth and we plan to continue with this strategic direction moving forward. We have recently indicated Yamana would consider tuck-in acquisitions in mining-friendly and familiar jurisdictions that fit our other criteria including opportunity for organic growth, accelerated path to development and production and high return. Extorre represents one of these opportunities. It is a relatively small transaction in that it represents only 3% of Yamana's market capitalization yet it could ultimately deliver more than 10% of our total gold equivalent production. It is rare to find such a small transaction that could contribute meaningfully to increases in net asset value, production and cash flow. While this represents only 3% of market capitalization, it could contribute to a multiple of that in cash flow growth. In our view, it is one of the best undeveloped, high-grade opportunities in the Americas. Further, Yamana has the operational, jurisdictional, and financial strength to advance the project on a timely basis which will be beneficial for all stakeholders involved. In addition, this represents significant value to Extorre shareholders in terms of both cash and continuing participation in Yamana shares."

Transaction Overview

Offer	• Implied transaction price of C$4.26 for each common share of Extorre ; total deal size at C$395 million, net of cash. • Extorre shareholders to receive C$3.50 in cash and 0.0467 of a Yamana share • Extorre options to be rolled over into Yamana options at a ratio of 0.2648 of a Yamana share for each Extorre share.
Premium	• 18% premium to Extorre's 60-day VWAP and a 54% premium to Extorre's 20-day VWAP[1] as at June 15th, 2012.
Structure	• Business combination via a plan of arrangement of Extorre.
Form of Consideration	• Cash and shares • Pro forma the acquisition, Extorre shareholders to hold ~0.6% of Yamana
Financing	• Yamana will internally fund the C$340 million cash portion of the offer
Approvals	• Extorre shareholder vote ($66^{2/3}$ % of shareholders voting) • Regulatory and court approvals
Other Terms	• Unanimous recommendations from both Extorre and Yamana's board of directors • Yamana and Extorre have each received fairness opinions • All Extorre directors and senior officers have agreed to support the transaction • Non-solicitation and right to match provisions • C$15 million break fee payable under certain circumstances
Indicative Timetable	• Extorre Management Information Circular expected by late July 2012 • Extorre shareholder meeting expected to be held in mid August 2012 • Closing expected late August 2012

[1] 20-day VWAP shown based on TSX trading only for both Yamana and Extorre. Source: Bloomberg Financial Markets.

Successful Development Philosophy

YAMANAGOLD

Yamana's Project Development Philosophy

Building a Profile of Dependable Growth
- Focus on increasing sustainable production levels and cash flow

Continually Optimize
- Lower costs, enhance profitability

Grow Organically
- Expand and add to resources at existing projects and near key assets

Focus on Mid-size Projects
- *Clusters of assets in stable countries*
- *Lower capex opportunities*

Convert Projects Rapidly into Production
- Utilize proven operational capabilities to deliver

Mercedes Case Study

Mercedes *(100% Yamana-owned)*

- Yamana's newest operating mine
  - High grade, gold-silver mineralization
  - Mining underground vein structures
  - 1,500 tpd operation with a 10+ year mine life
  - Potential for reserve and production growth
- First gold pour ahead of schedule in November 2011
  - Commercial production in February 2012
- Average annual production of 120k GEO
  - Cash costs trending down to $475-500/oz
- Continued growth through exploration success
  - 22% GEO reserve growth throughout 2011
- Potential to expand throughput capacity to 1,800 tpd
  - Original production targets of 120 kGEO increasing to over 140 kGEO by 2014

Mercedes was delivered on time and on budget – Yamana is confident it can replicate this success at Cerro Moro

YAMANAGOLD

Opportunity for Further Resource Growth

Chapada[1]

(Resource Growth kGEO)

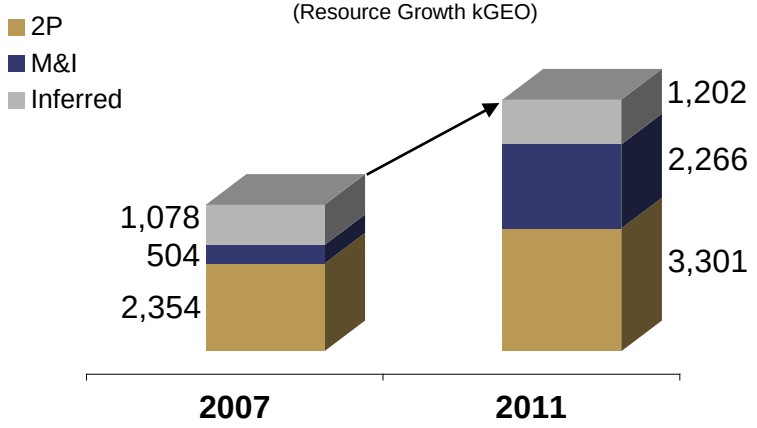

Pilar[1]

(Resource Growth kGEO)

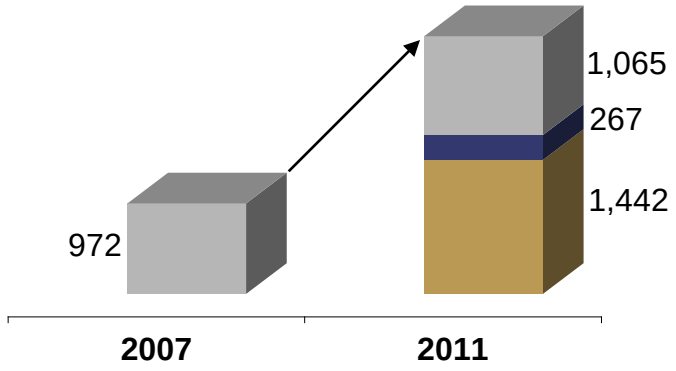

Mercedes[1]

(Resource Growth kGEO)

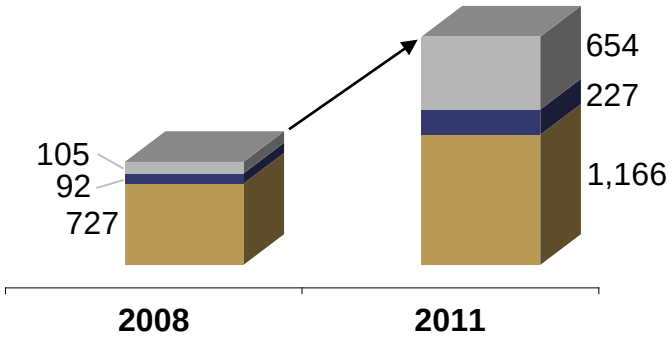

Cerro Moro[2]

(Resource Growth kGEO)

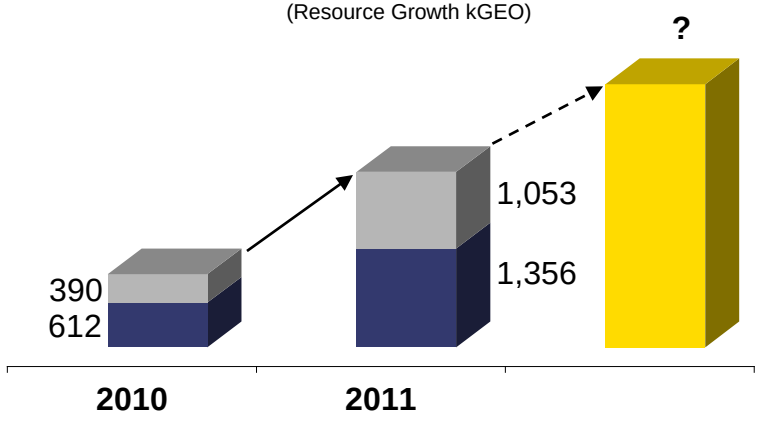

History of impressive and consistent organic reserve & resource growth

[1] Source: Yamana Annual Reports.
[2] 100% basis shown. GEO resource shown for 2010 and 2011 calculated using a silver to gold ratio of 60:1 and 50:1 respectively. Source: Extorre technical disclosure.

Cerro Moro – Santa Cruz Province

YAMANAGOLD

- **An attractive emerging epithermal gold deposit located in Santa Cruz province**
  - High grade gold and silver deposit with 1.36 million GEO indicated and 1.05 million GEO of inferred
  - Indicated resource grade of 17.4 g/t GEO
- **Excellent regional infrastructure**
  - 80 km from power grid
  - 90 km from deep water port
- **Established mining history with significant players**
  - Anglogold with Cerro Vanguardia
  - Goldcorp with Cerro Negro
- **Significant upside potential**
  - Existing vein extensions and new drill ready veins to continue growth
  - 177 square kilometer property remains largely unexplored

Cerro Moro High Grade Vein Systems

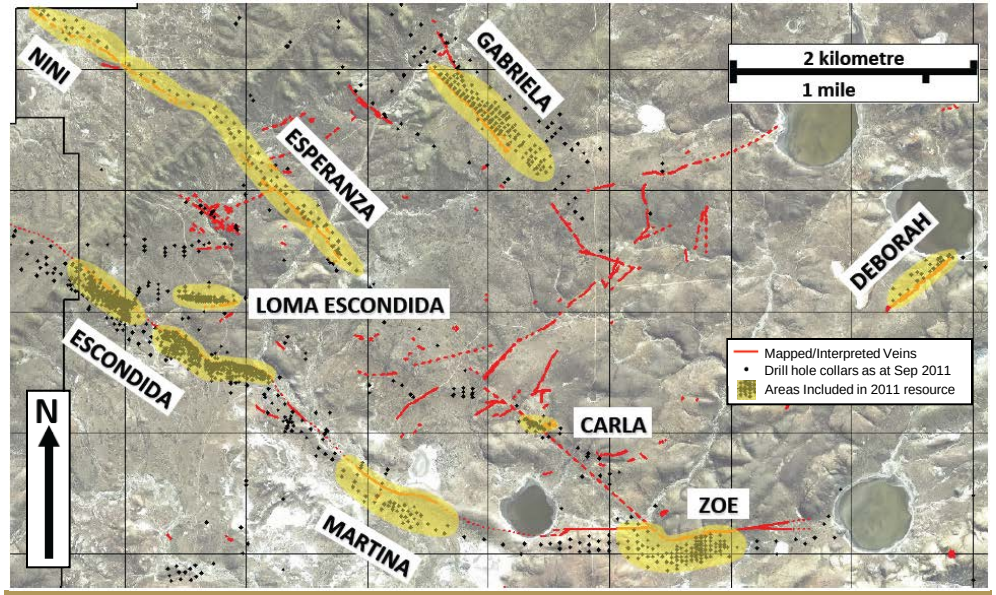

Cerro Moro – NI 43-101 Resource[1]

	Tonnage	Grade (g/t)			Contained Material		
	Mt	*Au*	*Ag*	*GEO*	*koz, Au*	*Moz, Ag*	*kGEO*
Indicated	2.43	7.4	498.8	17.4	578	38.9	1,356
Inferred	4.75	3.5	172	6.9	528	26.2	1,053

Attractive high grade resources in a pro-mining region

[1] 100% basis shown, as per November 2011 update, utilizing a 1.0 g/t gold equivalent cuf-off. Provincial mining entity "Formicruz" possesses the right to receive a 5% participating interest. GEO calculated using a silver to gold ratio of 50:1.

Argentina

YAMANAGOLD

- **Yamana has been successfully operating throughout Argentina**
  - **San Juan Province:** 100% owned Gualcamayo is scheduled to produce 155-180 koz gold for 2012, and is expected to have a 9+ year mine life remaining
  - **Chubut Province:** Currently advancing the Suyai project
  - **Catamarca Province**: Successfully established Joint Venture arrangement with Xstrata Plc. (50 percent) and Goldcorp (37.5 percent) while maintaining a 12.5 percent equity interest in the Alumbrera mine and Agua Rica project

- **Argentinean President Cristina Fernandez unequivocal in her support of mining**
  - **Supports the creation of OFEMI**: The Federal Organization of the United Mineworkers (OFEMI) has been formed to unify the country's mining provinces, mining companies, and its workers within a common framework for developing standardized mining policy and practices
  - **Santa Cruz Province**: During a recent visit in Santa Cruz, President Fernandez indicated how Santa Cruz is a model for how mining can be done in Argentina

- **Santa Cruz is one of the top mining Provinces in Argentina:**
  - **Robust infrastructure**: Modern paved roads, power transmission lines, and mining-friendly communities/ports support reliable mine construction and operation
  - **Successful Mining Examples:** Cerro Vanguardia**,** Rio Turbio, Manatial Espejo, Cerro Negro (Dev.)

Yamana has been successfully operating in Argentina for many years and expects that the mining industry will continue to receive the support required for continued success

Further Perspectives

YAMANAGOLD

- Yamana has a very solid operating base in Argentina in addition to good working relationships at various governmental levels. The expertise we have gained through our operations at Gualcamayo and our involvement with Alumbrera and Agua Rica best positions us to advance Cerro Moro to production. The infrastructure for the project is excellent and we look forward to advancing what we expect to be one of Yamana's highest grade operations.

- Yamana has been very patient on the M&A front for the past number of years, waiting for the right opportunity to materialize. Extorre is a rare opportunity, one which we felt compelled to pursue. From a market perspective, the timing is ideal given the significant improvement in relative market valuations over the past number of months. These opportunities are few and far between

- We had a very positive experience in Argentina building Gualcamayo. We built that mine, our first development project in Argentina, over a period of 20 months. With the teams at C1 Santa Luz and Ernesto Pau-a-Pique nearing completion on those projects, and with the construction and operational experienced gained to date in Argentina, Yamana will be very well positioned to advance the Cerro Moro project. Given that the mine is relatively small and that it is similar to other operations that we have, we anticipate being able to build this project in less than two years.

- We have very good ongoing dialogue with government officials in Argentina and while there are some logistical hurdles to overcome as there are in all jurisdictions, we have always been able to accomplish what needs to be accomplished at our mining operations. Based on past and recent discussions, it is our view that the mining industry in Argentina will continue to receive the support it needs to encourage foreign investment such as our new planned investment into Santa Cruz, a province with a long and successful mining track record.

- We have long been following with interest the advancement of Extorre's Cerro Moro project, from very early days to present. The discovery of the Zoe deposit is a good example of the prospectivity of the region. It is our hope and expectation to discover other such deposits through a very aggressive exploration program.

Jurisdictional issues come and go but grade is imperative and Cerro Moro is certainly one of the best high-grade deposits in the Americas

Cerro Moro

Summary of March 30th 2012 PEA

YAMANAGOLD

- **March 2012 PEA3 outlines positive economics and higher throughput**
  - Cerro Moro's growing resource base continues to improve the economics
- **Significant, low cost annual production**
  - 248 kGEO production at cash costs of US$303/GEO (1,300 tpd)[3]
- **Upside potential to grow ounces**
  - Numerous prospective high grade vein structures
- **Utilizing well-established technologies**
  - Conventional open pit and underground mining methods
- **Robust IRRs with after tax returns of approximately 50%**

Preliminary Economic Assessment – Cerro Moro[1]

Project Parameter	1,150 tpd	1,300 tpd
Mine Life	10.5 years	9 years
Gold Recoveries	95%	95%
Silver Recoveries	93%	93%
Total Gold Ounces Recovered	848,000	848,000
Total Silver Ounces Recovered	47,290,000	47,290,000
Total GEO Recovered[2]	1,794,000	1,794,000
Production GEO (First 5 Years)[2]	217 koz	248 koz
Cash Costs GEO (First 5 Years)[2,3]	$304/oz	$303/oz
Initial Capex (Direct & Indirect Costs)[4]	$257 M	$284 M
Sustaining Capital LOM[4]	$167 M	$149 M
At $1,320/oz gold and $26/oz silver		
After tax IRR	47%	47%
After tax NPV (5% discount)	$454 M	$463 M
At $1,584/oz gold and $26/oz silver		
After tax IRR	55%	54%
After tax NPV (5% discount)	$471 M	$560 M

Yamana to complete its own optimization studies with a view to achieving average production in the order of 200 KGEO per year

1 As stated in the March PEA3. Utilizing US$1,320/oz gold and US$26/oz silver. PEA3 envisions two possible scenarios: 1,150 tonnes per day and 1,300 tonnes per day operating rate.
2 GEO calculated using a silver to gold ratio of 50:1.
3 Mine site cash costs stated and do not include royalties, refining and export tax (5%).
4 Initial capex includes contingencies. Indirect costs include EPCM contract, owners costs and commissioning. Sustaining capex includes underground development, equipment replacement and mine closure.

Cerro Moro

World Class, High Grade Asset

YAMANAGOLD

- **Cerro Moro is one of the highest grade development stage assets not currently owned by a major gold producer**

Americas Focused Development Stage Assets

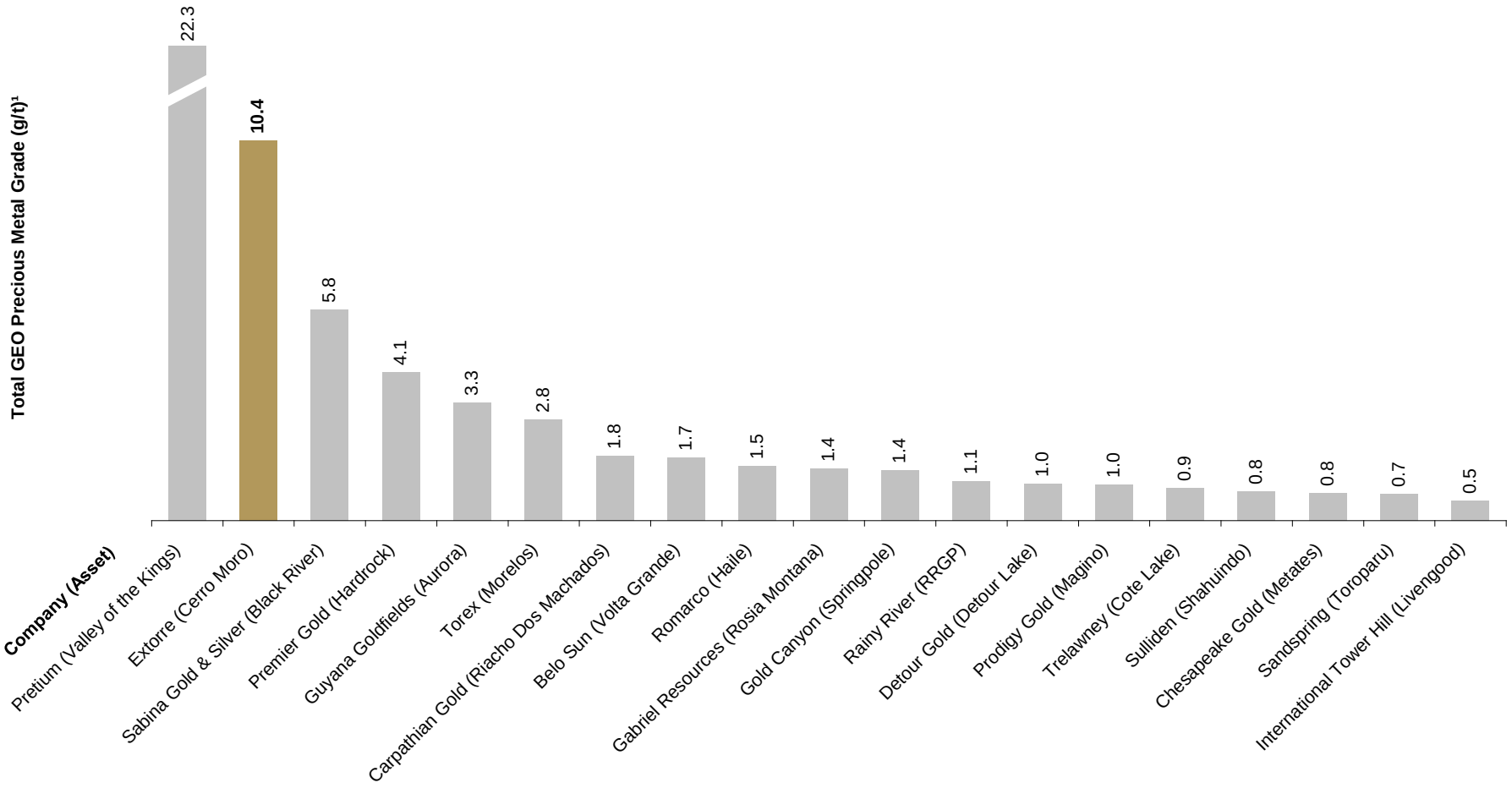

[1] Total GEO Precious Metal grade considers the grade of the total resource (2P + M&I + Inferred). GEO calculated using a silver to gold ratio of 50:1.
Source: Metals Economics Group and company disclosure.

Deposit Prospectivity

YAMANAGOLD

- **Comparison to El Penon:**
  - Similarity to El Penon and other Santa Cruz low sulfidation precious metals deposits (Cerro Vanguardia, Manatiel Espejo and Cerro Negro).
  - Yamana has strong team experience with this deposit type from exploration/discovery through to development, construction and production.
  - Both Cerro Moro and El Penon have similarities in pace of discovery over time. Importance of large alteration and metallogenic footprint coupled with strong investment in exploration over time.
  - High grade bonanza gold and silver.
  - Most of system preserved and not eroded.
- **Exploration upside potential:**
  - Only 25% of the 177 km Cerro Moro Project has been explored to date
  - The adjacent 691 km^2 Fomicruz-Extorre joint venture ground has seen minimal exploration to date.
  - Most mineralized zones remain open along strike and/or down dip
  - Cerro Moro deposit has significantly increased resources over the past 18 months.
- **Timing and plans for exploration:**
  - Yamana has strong presence and exploration, construction and production experience in Argentina.
  - Continue in the next 3 to 6 months with upgrading inferred resources to indicated to support reserve expansion.
  - Within 6 months commence program of exploration testing known vein targets and new targets with 3 to 5 drills.

Goal to add 1M ounces to resources within 2 to 3 years

Adding to the Development Pipeline

- Cerro Moro adds to Yamana's robust production profile
- For the next 3-6 months, Yamana will be evaluating/advancing permitting status and the optimal development timeline with production targeted to come on stream as shown below:

Enhancing Yamana's Production Growth Profile[1]

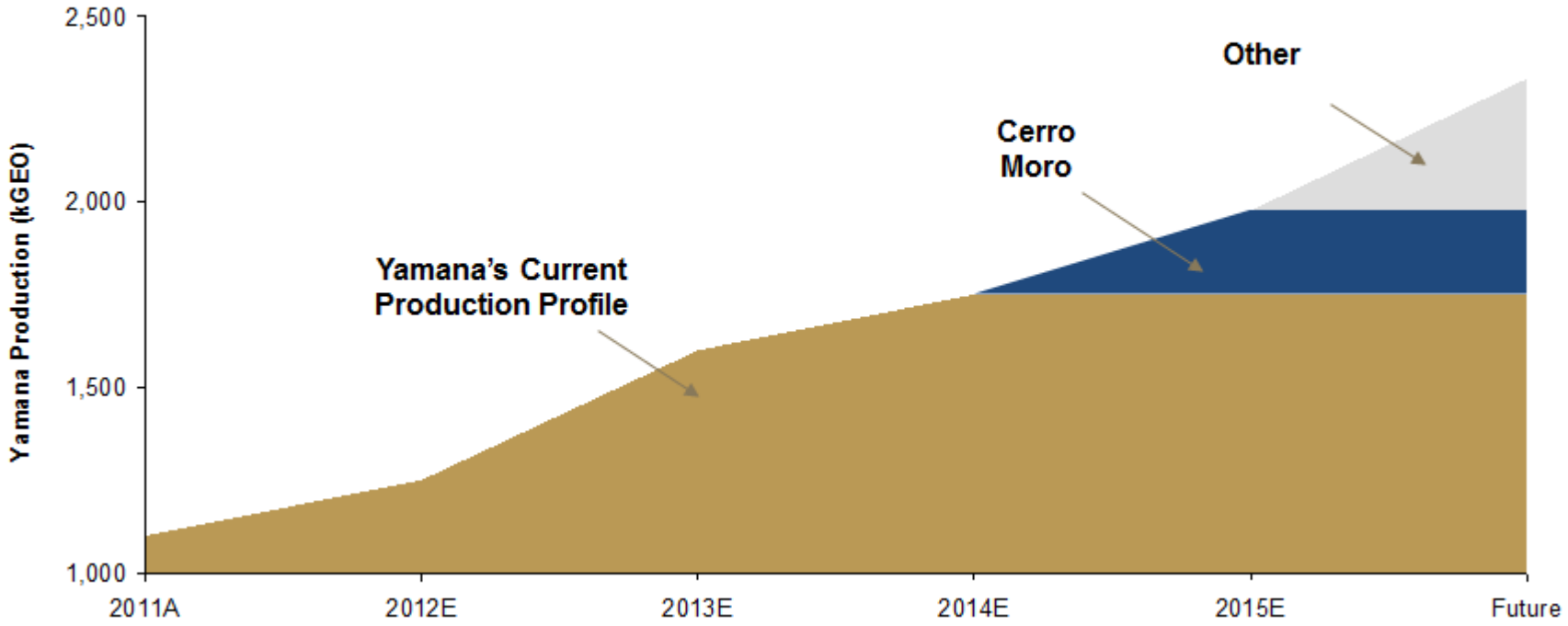

1 GEO calculated using a silver to gold ratio of 50:1; Years shown reference end-of-year.

Transaction Summary

- World class, high grade gold deposit with district scale potential
- Long-life asset with low up-front capital and operating costs with attractive project IRR
- Leverages Yamana's regional and operational expertise
- Significant addition to Yamana's growth prospects
- Attractive acquisition metrics and accretive on all key measures
- Minimal dilution to Yamana shareholders

Strengthens Yamana's development pipeline with a long life, low cost asset

Yamana - Continued Focus on Growth in Financial and Operating Metrics

YAMANAGOLD

KEY METRICS









Dependable growth

Mineral reserves and resources

- Expanding mineral resource base
- Adding higher quality ounces

Production

- Expanding and enhancing existing operations
- Delivering production from new projects

Revenue, earnings, and cash flow

- Focused on sustainable cash flow

Net asset value

- Existing operations
- Development projects
- Project pipeline