

TSX: YRI
NYSE: AUY

PRUDENT AND DISCIPLINED

Barclays Select Series 2014:
Metals & Materials Cross Asset Forum

YAMANA GOLD



Cautionary Note Regarding Forward-looking Statements

CAUTIONARY NOTE REGARDING FORWARD-LOOKING STATEMENTS: This presentation contains "forward-looking statements" within the meaning of the United States Private Securities Litigation Reform Act of 1995 and applicable Canadian securities legislation. Except for statements of historical fact relating to the Company, information contained herein constitutes forward-looking statements, including any information as to the Company's strategy, plans or future financial or operating performance. Forward-looking statements are characterized by words such as "plan," "expect", "budget", "target", "project", "intend," "believe", "anticipate", "estimate" and other similar words, or statements that certain events or conditions "may" or "will" occur. Forward-looking statements are based on the opinions, assumptions and estimates of management considered reasonable at the date the statements are made, and are inherently subject to a variety of risks and uncertainties and other known and unknown factors that could cause actual events or results to differ materially from those projected in the forward-looking statements. These factors include the Company's expectations in connection with the expected production and exploration, development and expansion plans at the Company's projects discussed herein being met, the impact of proposed optimizations at the Company's projects, the impact of the proposed new mining law in Brazil and the impact of general business and economic conditions, global liquidity and credit availability on the timing of cash flows and the values of assets and liabilities based on projected future conditions, fluctuating metal prices (such as gold, copper, silver and zinc), currency exchange rates (such as the Brazilian Real, the Chilean Peso, the Argentine Peso, and the Mexican Peso versus the United States Dollar), possible variations in ore grade or recovery rates, changes in the Company's hedging program, changes in accounting policies, changes in mineral resources and mineral reserves, risk related to non-core mine dispositions, risks related to acquisitions, changes in project parameters as plans continue to be refined, changes in project development, construction, production and commissioning time frames, risk related to joint venture operations, the possibility of project cost overruns or unanticipated costs and expenses, higher prices for fuel, steel, power, labour and other consumables contributing to higher costs and general risks of the mining industry, failure of plant, equipment or processes to operate as anticipated, unexpected changes in mine life, final pricing for concentrate sales, unanticipated results of future studies, seasonality and unanticipated weather changes, costs and timing of the development of new deposits, success of exploration activities, permitting time lines, government regulation and the risk of government expropriation or nationalization of mining operations, environmental risks, unanticipated reclamation expenses, title disputes or claims, limitations on insurance coverage and timing and possible outcome of pending litigation and labour disputes, as well as those risk factors discussed or referred to in the Company's current and annual Management's Discussion and Analysis and the Annual Information Form for the year ended December 31st, 2012 filed with the securities regulatory authorities in all provinces of Canada and available at www.sedar.com, and the Company's Annual Report on Form 40-F for the year ended December 31st, 2012 filed with the United States Securities and Exchange Commission. Although the Company has attempted to identify important factors that could cause actual actions, events or results to differ materially from those described in forward-looking statements, there may be other factors that cause actions, events or results not to be anticipated, estimated or intended. There can be no assurance that forward-looking statements will prove to be accurate, as actual results and future events could differ materially from those anticipated in such statements. The Company undertakes no obligation to update forward-looking statements if circumstances or management's estimates, assumptions or opinions should change, except as required by applicable law. The reader is cautioned not to place undue reliance on forward-looking statements. The forward-looking information contained herein is presented for the purpose of assisting investors in understanding the Company's expected financial and operational performance and results as at and for the periods ended on the dates presented in the Company's plans and objectives and may not be appropriate for other purposes.

Please note that "GEO" means gold equivalent ounces throughout this presentation.

Silver production is treated as a gold equivalent converted at a ratio of 50:1.

All amounts are expressed in United States dollars unless otherwise indicated.



Business Philosophy – *Striking A Balance*

Strategic Direction

- Growth – top line and bottom line
- Capital and cost discipline
- Investment and returns
- Value creation
- Cash distributions to shareholders

Production growth is important but not at the expense of cash flow

2013 Full Year Production

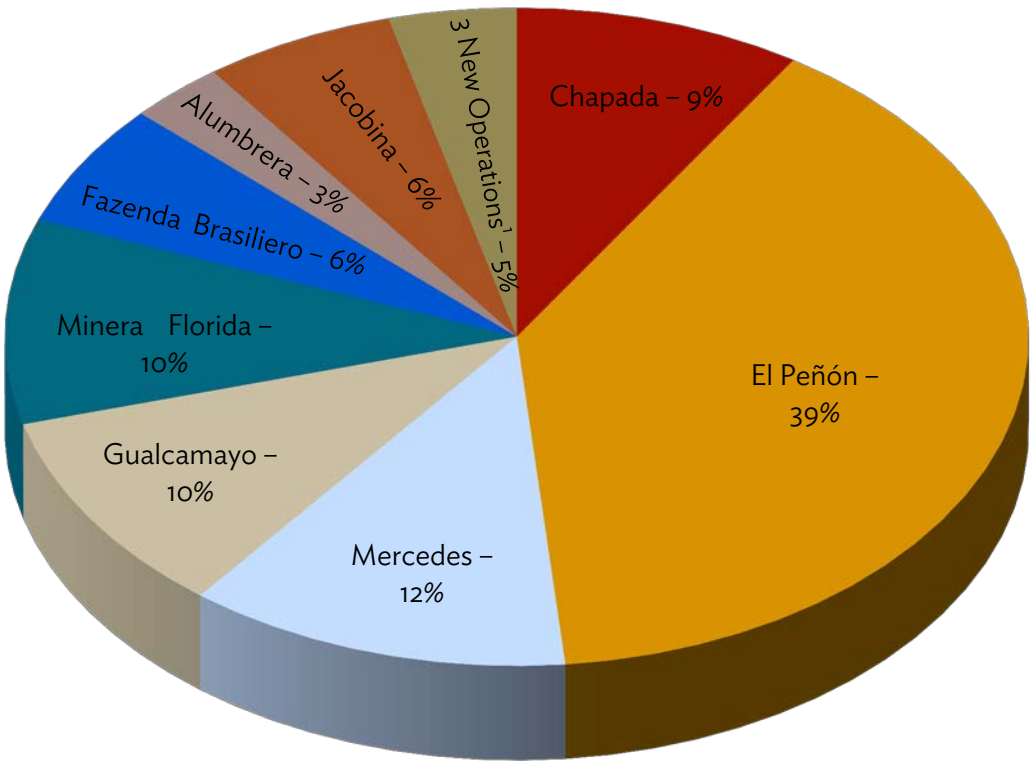

- Total production: 1.2 million GEO
- Approx. 90% of production in 2013 within expectation
- Production from existing assets – stable and reliable in 2013
- Cash flow producing assets performed

Continued performance from assets that contribute most to cash flow

1. New Operations include C1 Santa Luz, Ernesto/Pau-a-Pique, and Pilar.

2013 Costs Stabilized at Sustainably Lower Level

All-in Sustaining Co –Product Cash Costs ("AISC")[1,2]

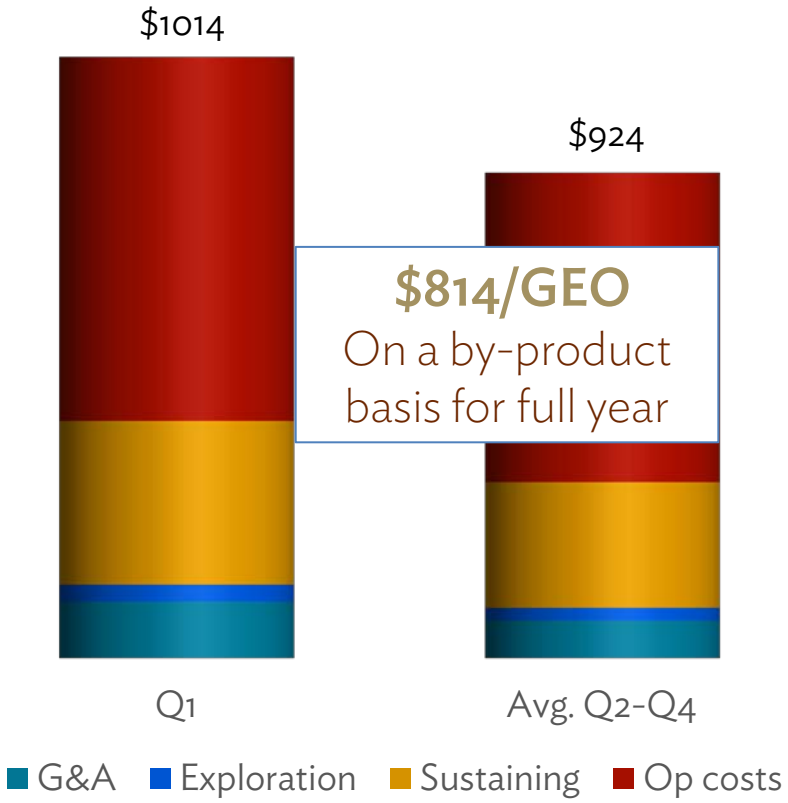

Key areas of focus for 2014:

- Maintenance at mine sites – greater reliance on preventative maintenance
- Energy costs – reduced consumption through more efficient use of power and fuel; aggressive renegotiation of longer term supply contracts

2014 AISC expected below $850/GEO by-product basis and $925 co-product basis

New contained cost structure sustainable going forward

1. A non-GAAP measure. A reconciliation of can be found at www.yamana.com/2013 in accordance with previous Canadian GAAP for public entities.
2. Includes cash costs, sustaining capital, corporate general and administrative expense, and exploration expense.

YAMANAGOLD

Focus on Generating Cash Flow

2013 Spot Gold Price



2013 Cash flow[1,3] per share



After normalizing cash flow levels in Q2, trend is favourable

1. A non-GAAP measure. A reconciliation of can be found at www.yamana.com/2013 in accordance with previous Canadian GAAP for public entities.
2. Operating cash flow from operating activities before changes in non-cash working capital.

YAMANAGOLD

Contribution to 2013 Cash Flow[1,2]

Top 3 assets = 60% Production
Contribute 82% of cash flow

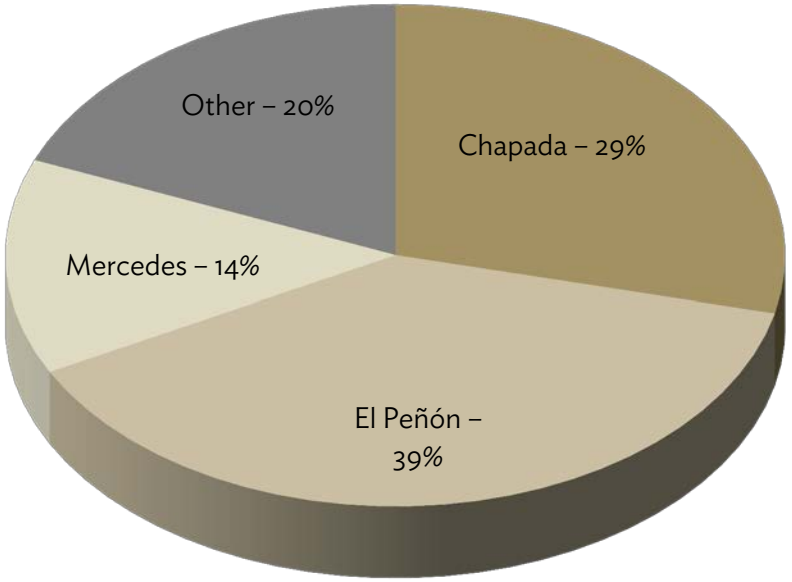

Top 4 assets = 70% Production
Contribute 90% of cash flow

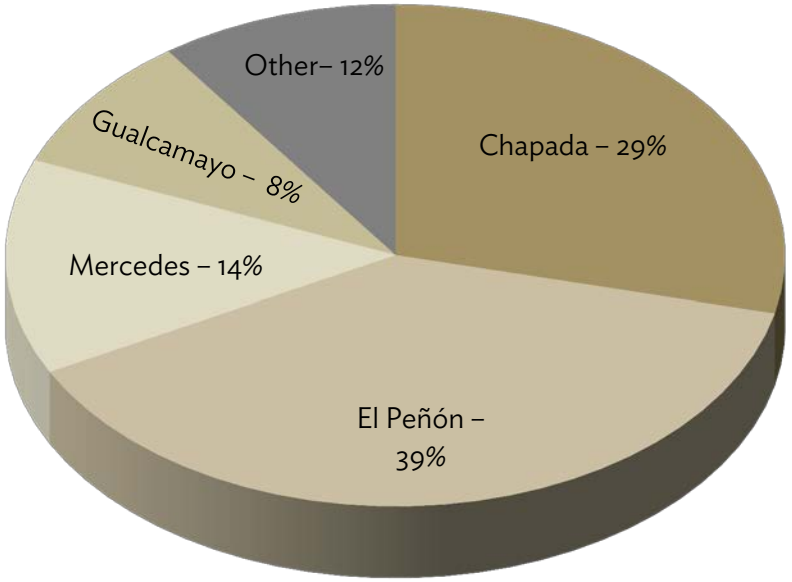

Over 85% of 2014 cash flow contribution expected from these mines

Cornerstone assets contributed significantly to cash flow generation

1. A non-GAAP measure. A reconciliation of can be found at www.yamana.com/2013 in accordance with previous Canadian GAAP for public entities.
2. Operating cash flow from operating activities before changes in non-cash working capital.

YAMANAGOLD

2014 Full Year Budgeted Production

Production Budget – 1.4 M GEO

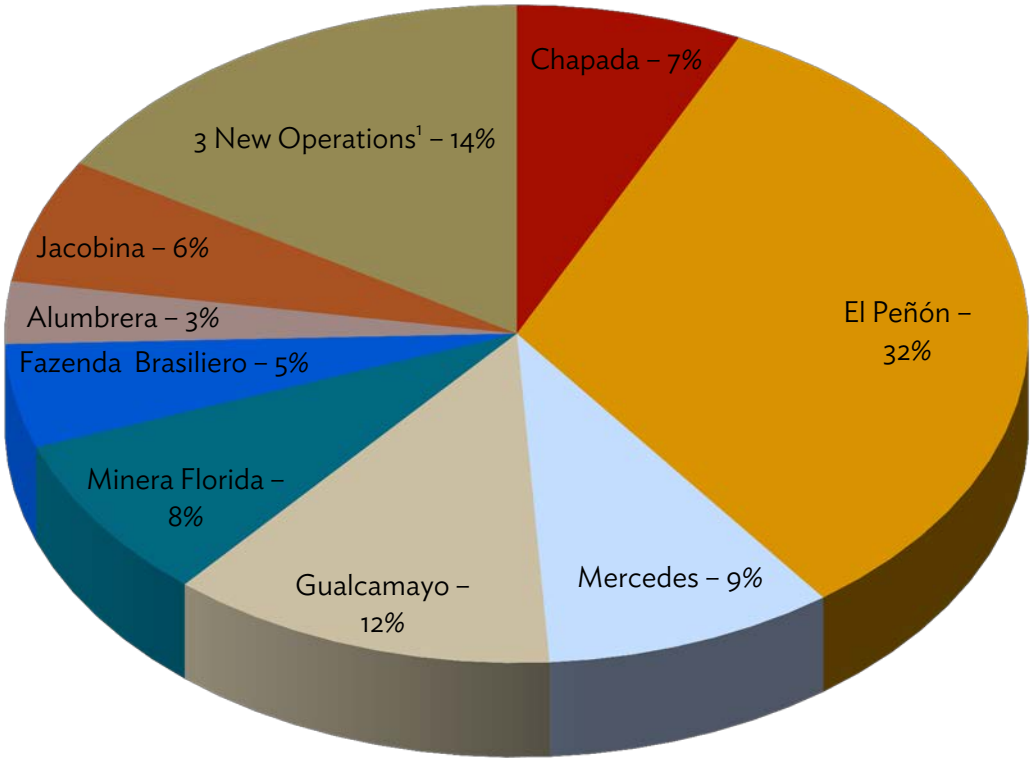

- Budgeting process includes various evaluations to maximize confidence and reliability in forecasts
- Evaluations identified ounces with a comparatively lower level of certainty or reliability
  - For 2014, less than 5% of budgeted production within this category – approx. 70,000 ozs.
  - Most of these ounces within pre-commercial production
- 2014 production increases will result from new operations having completed ramp-up and with various planned optimizations
- Continued focus on cash flow generating assets

Added confidence in 2014 budgeted production as new operations ramp-up

YAMANAGOLD

1. New Operations include C1 Santa Luz, Ernesto/Pau-a-Pique, and Pilar.

Operations Snapshot

Chapada – Brazil

- Open pit copper-gold mine
- Cornerstone low cost operation with increasing production expected

2014E production budget 103,000 GEO, 134 M lbs. copper

El Peñón – Chile

- Underground gold-silver mine
- Cornerstone low cost operation with a track record of replacing ounces mined

2014E production budget 448,000 GEO

Mercedes - Mexico

- Underground gold-silver mine
- Continued to exceed expectations in second year of operations

2014E production budget 129,000 GEO

Minera Florida - Chile

- Underground gold-silver mine
- Retreatment of historic tailings increasing production

2014E production budget 114,000 GEO



Operations Snapshot

Fazenda Brasileiro - Brazil

- Underground gold mine
- Proven track record of replacing mineral reserves

2014E production budget 64,000 ozs.

Gualcamayo – Argentina

- Open pit gold mine – underground development complete (QDDLW)
- Production increases expected – QDDLW ramp-up in progress
- Sulphide processing study expected by end of 2014

2014E production budget 170,000 ozs.

Jacobina - Brazil

- Complex of underground gold mines with a common plant
- Production expectation revised early in 2013, mine is sustainable at these levels until the development of higher grade areas is complete
- Costs and production improved throughout 2013 – expected to continue
- Focusing on underground development of higher grade areas

2014E production budget 89,000 ozs.



New Operations

C1 Santa Luz - Brazil

- Open pit gold mine
- Start-up slightly delayed
- Transitioning into fresh sulphide ore
- Implementing plans to improve recoveries including installation of a thickener and regeneration furnace
- Ramp-up progressing

2014E production budget 90,000 ozs.

Pilar - Brazil

- Underground gold mine
- Caiamar expected to contribute to production by year-end
- Maria Lazarus in development
- Mining efficiency plan being implemented
- Opportunity with high grade ore shoots being evaluated
- Ramp-up progressing

2014E production budget 90,000 ozs.

Ernesto/Pau-a-Pique - Brazil

- Combination open pit/underground gold mine
- New plan being implemented involving shallow underground at Ernesto with continued contribution from Pau-a-Pique
- Ramp-up progressing

2014E production budget 58,000 ozs.



2013 Commissioning Projects Experience

C1 Santa Luz

- Delays in permitting
- Water availability
- Process improvements (carbonaceous ore)

Pilar

- Delays in permitting
- Change in mining method to improve dilution and productivity

Resolution

- Delay related to Brazilian mining policy: self-resolved
- Secured additional water reservoirs to sustain continuous operations
- Installed a thickener and regeneration furnace to improve recoveries
- Threshold of transition to fresh sulphide ore

- Delay related to Brazilian mining policy: self-resolved
- Ordered new low profile mining equipment which is now on site
- Evaluation of mining higher grade ore shoots

Cerro Moro

High grade gold / silver deposit similar Mercedes and El Peñón

- Feasibility study initiated and expected completion in 2014
- Pre-development work initiated
  - Same approach used at Mercedes
- Production anticipated to begin in 2016

Development Plan for Smaller Scale Operation

- Capital costs expected – approx. $150M
- Operating costs[1] expected – below $450/oz.
- Throughput rate expected – below 750 tpd
- Production expected – approx. 150,000 GEO

Mineral reserves[2]
1.53 M GEO – 2.0M tonnes @ 24.34 g/t AuEq
Mineral resources[2]
352,000 GEO – 1.8M tonnes @ 6.16 g/t AuEq
Inferred mineral resources[2]
486,000 GEO – 3.6M tonnes @ 4.25 g/t AuEq







YAMANAGOLD

1. A non-GAAP measure. A reconciliation of can be found at www.yamana.com/2013 in accordance with previous Canadian GAAP for public entities.
2. Refer to the Mineral reserves and Resources table available at www.yamana.com/2013 for further detail on Mineral Reserves and Resources discussed in this presentation.

Suyai, Argentina

High grade gold / silver deposit similar Mercedes and El Peñón

Current plan

Underground operation

- Capital costs expected - approx. $220M
- Expecting to produce a precious metals concentrate
- Concentrate processing potentially off-site or direct sale of concentrate
- Throughput rate expected – approx. 1,200 tpd
- Production expected – approx. 150,000 GEO

The Company plans to apply for needed permits in 2014

Mineral resources[1]
2.4 M GEO – 4.7M tonnes @ 15.6 g/t AuEq;
Inferred mineral resources[1]
285,500 GEO – 0.9M tonnes @ 9.9 g/t AuEq

YAMANAGOLD

1. Refer to the Mineral reserves and Resources table available at www.yamana.com/2013 for further detail on Mineral Reserves and Resources discussed in this presentation.



Outlook for 2014

- Budgeted production of 1.4M GEO
- AISC[1,2] of below $850/GEO by-product basis and below $925/GEO co-product basis
- Sustaining capital reduced to $320-340 M
- Expansionary capital spending expected to be approx. $150 million
- Exploration spending reduced to $70 M in total
- G&A in-line with 2013 – below $140 M

1. A non-GAAP measure. A reconciliation of can be found at www.yamana.com/2013 in accordance with previous Canadian GAAP for public entities.
2. Includes cash costs, sustaining capital, corporate general and administrative expense, and exploration expense.



Strategic Direction

Reflecting a balance of
contained costs and increasing production
to deliver cash flow growth and
cash flow sustainability



YAMANAGOLD
200 Bay Street, Suite 2200
Toronto, Ontario
M5J 2J3
416-815-0220/1-888-809-0925

investor@yamana.com
www.yamana.com



Cautionary Note Regarding Mineral Reserves and Mineral Resources

CAUTIONARY NOTE REGARDING MINERAL RESERVES AND MINERAL RESOURCES: Readers should refer to the Annual Information Form of the Company for the year ended December 31, 2012 and other continuous disclosure documents filed by the Company since January 1, 2013 available at www.sedar.com, for further information on mineral reserves and mineral resources, which is subject to the qualifications and notes set forth therein.

CAUTIONARY NOTE TO UNITED STATES INVESTORS CONCERNING ESTIMATES OF MINERAL RESERVES AND MINERAL RESOURCES

This Presentation has been prepared in accordance with the requirements of the securities laws in effect in Canada, which differ in certain material respects from the disclosure requirements of United States securities laws. The terms "mineral reserve", "proven mineral reserve" and "probable mineral reserve" are Canadian mining terms as defined in accordance with Canadian National Instrument 43-101 Standards of Disclosure for Mineral Projects ("NI 43-101") and the Canadian Institute of Mining, Metallurgy and Petroleum (the "CIM") - CIM Definition Standards on Mineral Resources and Mineral Reserves, adopted by the CIM Council, as amended. These definitions differ from the definitions in the disclosure requirements promulgated by the Securities and Exchange Commission (the "Commission") and contained in Industry Guide 7 ("Industry Guide 7"). Under Industry Guide 7 standards, a "final" or "bankable" feasibility study is required to report mineral reserves, the three-year historical average price is used in any mineral reserve or cash flow analysis to designate mineral reserves and the primary environmental analysis or report must be filed with the appropriate governmental authority.

In addition, the terms "mineral resource", "measured mineral resource", "indicated mineral resource" and "inferred mineral resource" are defined in and required to be disclosed by NI 43-101. However, these terms are not defined terms under Industry Guide 7 and are not permitted to be used in reports and registration statements of United States companies filed with the Commission. Investors are cautioned not to assume that any part or all of the mineral deposits in these categories will ever be converted into mineral reserves. "Inferred mineral resources" have a great amount of uncertainty as to their existence, and great uncertainty as to their economic and legal feasibility. It cannot be assumed that all or any part of an inferred mineral resource will ever be upgraded to a higher category. Under Canadian rules, estimates of inferred mineral resources may not form the basis of feasibility or pre-feasibility studies, except in rare cases. Investors are cautioned not to assume that all or any part of an inferred mineral resource exists or is economically or legally mineable. Disclosure of "contained ounces" in a mineral resource is permitted disclosure under Canadian regulations. In contrast, the Commission only permits U.S. companies to report mineralization that does not constitute "mineral reserves" by Commission standards as in place tonnage and grade without reference to unit measures.

Accordingly, information contained in this Presentation may not be comparable to similar information made public by U.S. companies subject to the reporting and disclosure requirements under the United States federal securities laws and the rules and regulations of the Commission thereunder.