



J.P. Morgan Global Hydrogen Week

May 20, 2024

© 2024 Chart Industries, Inc. Confidential and Proprietary

Forward Looking Statements

CERTAIN STATEMENTS MADE IN THIS INVESTOR PRESENTATION ARE FORWARD-LOOKING STATEMENTS WITHIN THE MEANING OF THE PRIVATE SECURITIES LITIGATION REFORM ACT OF 1995. FORWARD-LOOKING STATEMENTS INCLUDE STATEMENTS CONCERNING CHART'S BUSINESS PLANS, INCLUDING STATEMENTS REGARDING OBJECTIVES, FUTURE ORDERS, REVENUES, MARGINS, EARNINGS, PERFORMANCE OR OUTLOOK, BUSINESS OR INDUSTRY TRENDS AND OTHER INFORMATION THAT IS NOT HISTORICAL IN NATURE. FORWARD-LOOKING STATEMENTS MAY BE IDENTIFIED BY TERMINOLOGY SUCH AS "MAY," "WILL," "SHOULD," "COULD," "EXPECTS," "ANTICIPATES," "BELIEVES," "PROJECTS," "FORECASTS," "INDICATORS", "OUTLOOK," "GUIDANCE," "CONTINUE," "TARGET," OR THE NEGATIVE OF SUCH TERMS OR COMPARABLE TERMINOLOGY.

FORWARD-LOOKING STATEMENTS CONTAINED IN THIS PRESENTATION OR IN OTHER STATEMENTS MADE BY CHART ARE MADE BASED ON MANAGEMENT'S EXPECTATIONS AND BELIEFS CONCERNING FUTURE EVENTS IMPACTING CHART AND ARE SUBJECT TO UNCERTAINTIES AND FACTORS RELATING TO CHART'S OPERATIONS AND BUSINESS ENVIRONMENT, ALL OF WHICH ARE DIFFICULT TO PREDICT AND MANY OF WHICH ARE BEYOND CHART'S CONTROL, THAT COULD CAUSE CHART'S ACTUAL RESULTS TO DIFFER MATERIALLY FROM THOSE MATTERS EXPRESSED OR IMPLIED BY FORWARD-LOOKING STATEMENTS. FACTORS THAT COULD CAUSE CHART'S ACTUAL RESULTS TO DIFFER MATERIALLY FROM THOSE DESCRIBED IN THE FORWARD-LOOKING STATEMENTS INCLUDE: CHART MAY BE UNABLE TO ACHIEVE THE ANTICIPATED BENEFITS OF THE ACQUISITION OF HOWDEN (THE "ACQUISITION") (INCLUDING WITH RESPECT TO ESTIMATED FUTURE COST AND COMMERCIAL SYNERGIES); REVENUES FOLLOWING THE ACQUISITION MAY BE LOWER THAN EXPECTED; OPERATING COSTS, CUSTOMER LOSSES, AND BUSINESS DISRUPTION (INCLUDING, WITHOUT LIMITATION, DIFFICULTIES IN MAINTAINING RELATIONSHIPS WITH EMPLOYEES, CUSTOMERS AND SUPPLIERS) RESULTING FROM THE ACQUISITION MAY BE GREATER THAN EXPECTED; SLOWER THAN ANTICIPATED GROWTH AND MARKET ACCEPTANCE OF NEW CLEAN ENERGY PRODUCT OFFERINGS; INABILITY TO ACHIEVE EXPECTED PRICING INCREASES OR CONTINUED SUPPLY CHAIN CHALLENGES INCLUDING VOLATILITY IN RAW MATERIALS AND SUPPLY; RISKS RELATING TO REGIONAL CONFLICTS AND UNREST, INCLUDING THE RECENT UNREST IN THE MIDDLE EAST AND THE CONFLICT BETWEEN RUSSIA AND UKRAINE, INCLUDING POTENTIAL ENERGY SHORTAGES IN EUROPE AND ELSEWHERE AND THE OTHER FACTORS DISCUSSED IN ITEM 1A (RISK FACTORS) IN CHART'S MOST RECENT ANNUAL REPORT ON FORM 10-K FILED WITH THE SEC, WHICH SHOULD BE REVIEWED CAREFULLY. CHART UNDERTAKES NO OBLIGATION TO UPDATE OR REVISE ANY FORWARD-LOOKING STATEMENT.

Key Attributes of Chart's Hydrogen Business

- **Diverse Hydrogen (H₂) Solutions** which serve both Gas & Liquid H₂ across the entire H₂ value chain from production process to storage and transport to different end uses
- **Wide Range of H₂ Applications Served** including production, mobility, storage, eFuels, and industrial facilities
- **Global Reach** with equipment and solutions deployed across the globe and supported by local manufacturing and aftermarket resources
- **Independence** as Chart does not produce the molecule
- **Significant Installed Based and Ability to Scale** as Chart has been in the Hydrogen market for 158 years

Serving Multiple Energy Applications

Traditional Energy <

Oil & Gas /
Petrochemical

Midstream Oil & Gas

Downstream
Oil & Gas / Refinery



> Energy Transition / New Energy

LNG, Hydrogen
applications and
Helium liquefaction,
Biogas, Carbon Capture

Carbon Capture and
Water

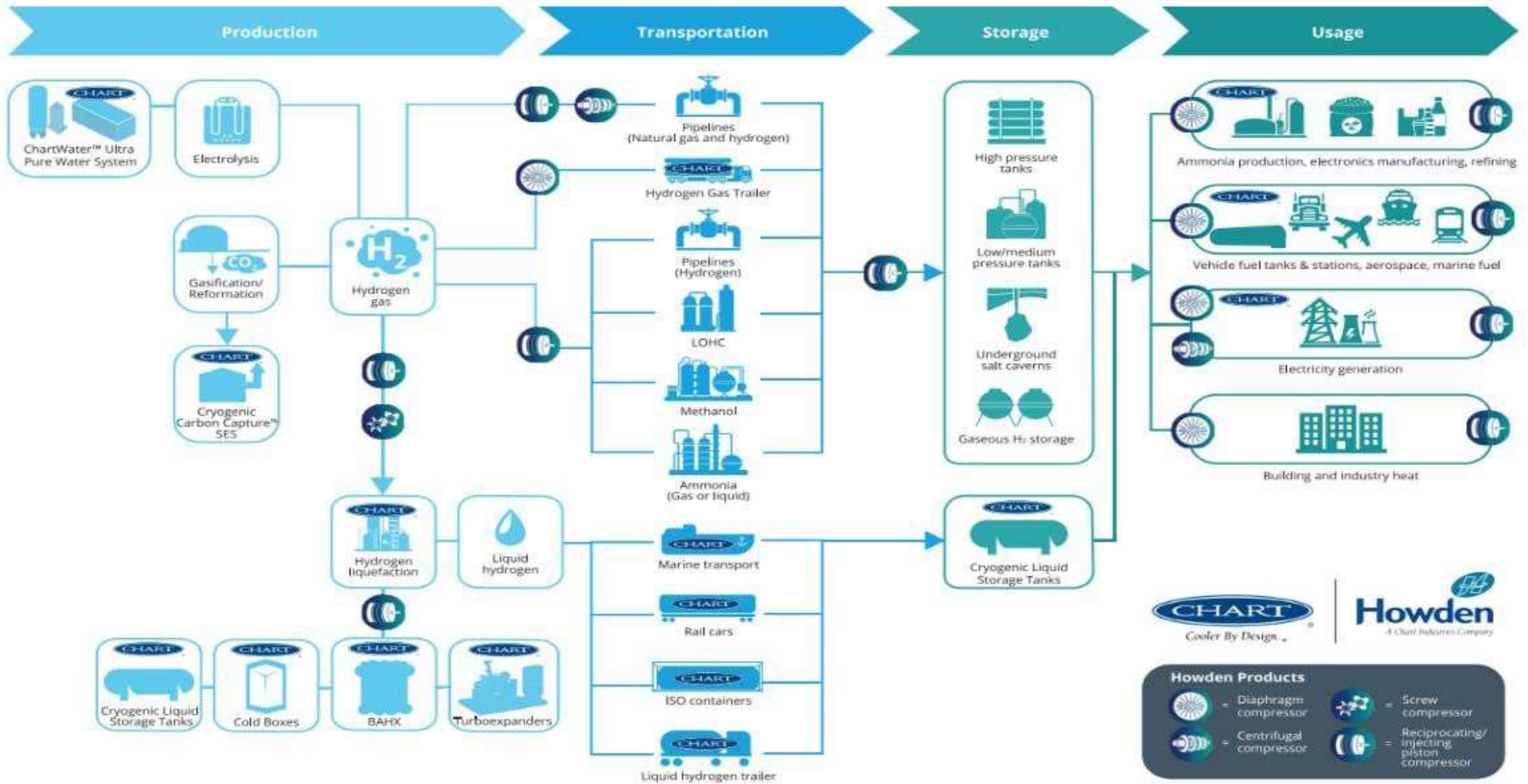
Hydrogen and Helium
applications, Carbon
Capture, and Water



Chart's Leadership Position

- Chart can manufacture in-house all mission critical pieces of equipment for the full solution across a variety of end markets
- Only North America manufacturer of brazed aluminum heat exchangers (BAHX) and only 1 of 5 total global BAHX providers
- Leadership market position in brazed aluminum heat exchangers (BAHX), air cooled heat exchangers (ACHX), fans, and hydrogen compression, storage tanks, and transport

Serving the Entire Hydrogen Value Chain



Hydrogen Applications We Serve

Hydrogen Liquefaction



Important for developing hydrogen fueled aviation, maritime transport and long distance road distribution

Chart offers state of art technology for hydrogen liquefaction supporting our customer across the globe



Hydrogen Storage



Hydrogen storage is a key enabler for the advancement of hydrogen and related fuel cell technologies

Chart has extensive experience in offering cost-effective compression solutions as well as liquid hydrogen storage tanks across the different applications



Green Fuels (eFuels)



eFuels are generated when hydrogen that can be produced using renewable energy is combined with carbon dioxide

Chart delivered a hydrogen compression solution to the world's first efuels plant to harness energy from the wind, in South America



Green Steel



Transitioning the steel industry towards carbon neutrality is essential for energy transition

Chart provided a hydrogen storage compression solution for the world's first fossil- free steel plant in Europe



Green Ammonia



Produced via the Haber process but with a hydrogen feedstock derived from the electrolysis rather than steam methane reformation

Chart's compression solutions are used for compressing the hydrogen as well as SynGas



Hydrogen Applications We Serve

Blue Hydrogen



Conversion of a hydrocarbon feedstock into a hydrogen product with CO2 capture for storage and usage

Chart supports customers across the compression processes, with a range of compressor types suitable for requirements



Refueling Stations



Decarbonizing transport is key to the energy transition and hydrogen offers an important decarbonization pathway

Chart refuelling solutions have been deployed in a large number of hydrogen refueling stations across the globe for both liquid and gaseous applications. Chart can offer engineered to order or off the shelf solutions



Power - to - X



Conversion of renewable electricity into storable hydrogen fuel. Hydrogen production from electrolysis supplied by renewable power produces a green hydrogen fuel

Chart provides hydrogen liquefaction solutions as well as compression solutions to ensure the availability of large volumes of hydrogen for downstream applications



Hydrogen Pipelines



Gaseous hydrogen can be transported to pipeline networks in the same way as natural gas

Chart can provide compressor solutions to inject hydrogen into the grid from low pressure production sources, as well as large flowrate booster compression throughout the pipeline network



Hydrogen Bottle Filling

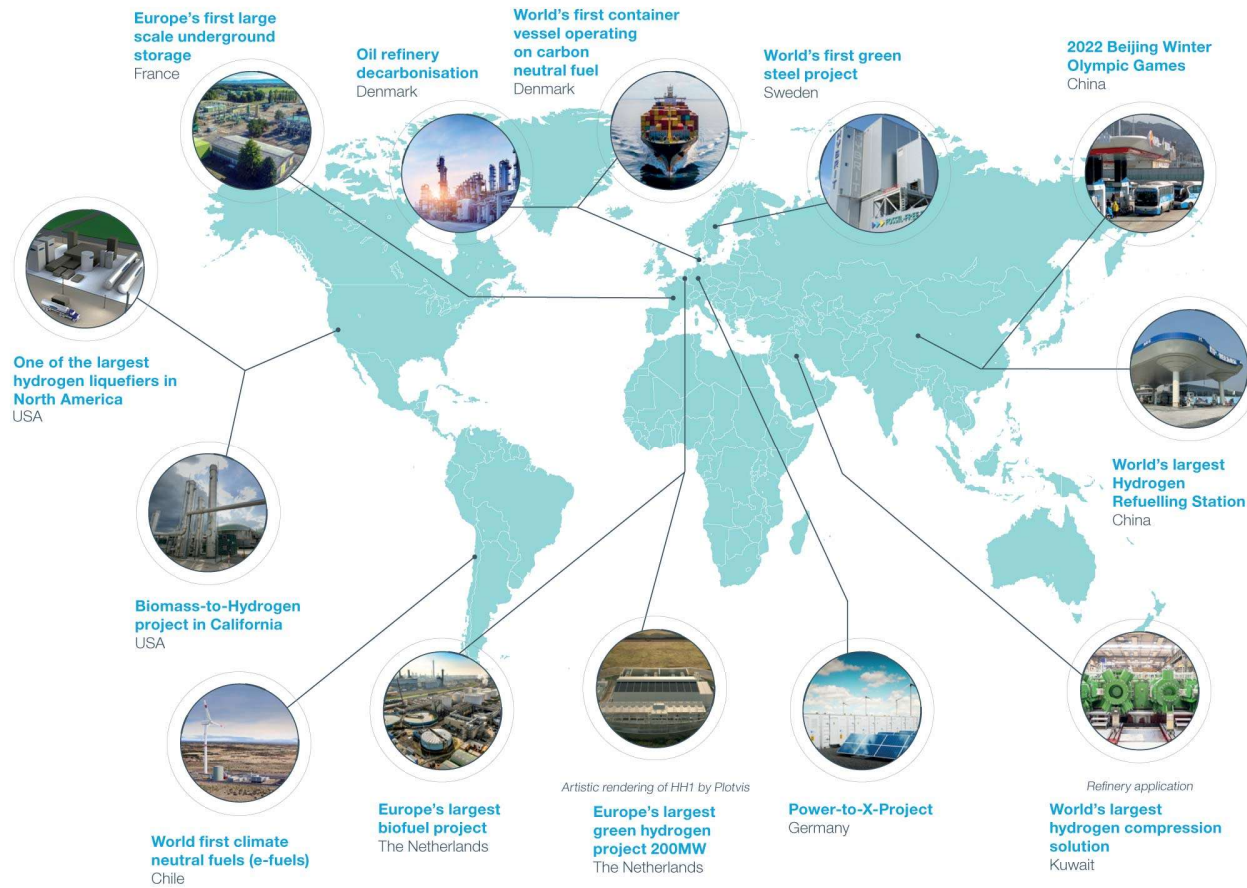


Large quantities of compressed hydrogen can be delivered to different remote sites to serve a variety of applications via tube trailers or manifolded cylinder packs (MCPs)

Howden compressors have been safely serving gas high pressure bottling solutions for decades



Global Hydrogen Projects



Recent Wins and Collaborations

GasLog LNG Services



Collaboration to study the development of a commercial scale liquid hydrogen (LH2) supply chain

Chart will provide its experience in cryogenics and large-scale liquefaction solutions to help develop infrastructure and a liquid hydrogen vessel



Energy Observer 2 (EO2)



EO2 is a liquid hydrogen cargo ship with ambitions to be the lowest-carbon cargo ship in the world

Chart will work to provide its experience in storage vessels and hydrogen infrastructure to help promote an ecosystem that reduces the overall cost of LH2 as a maritime fuel



Element Resources



Elemental Resources is developing the Lancaster Clean Energy Center (LCEC) to promote renewable green hydrogen

Chart will deliver the hydrogen liquefaction system, storage tanks, ISO containers, and compression for storage, distribution, and heavy duty fueling



(GOLIAT) Ground Operations of Liquefied Hydrogen Aircraft



An innovative aviation hydrogen handling and refueling project to decarbonize aviation

The group will support and develop LH2 refueling technologies, small-scale LH2 aircraft ground operations, standardization & certification, sizing and economics of H2 value chain



Ground Operations of Liquid Hydrogen Aircraft (GOLIAT)



Main workstreams:

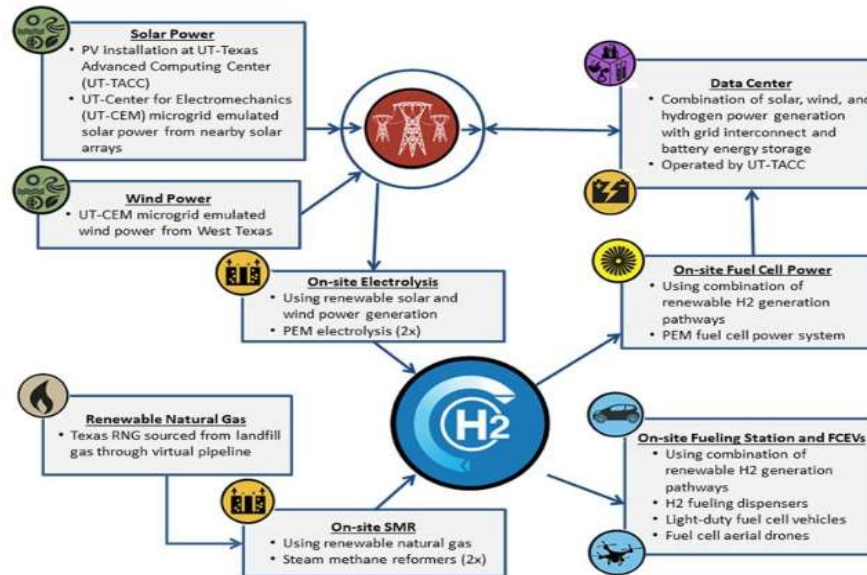
- Demonstrate small-scale liquid hydrogen (LH2) aircraft ground operations at airports
- Develop and demonstrate high-performance LH2 refueling technologies
- Develop the standardization and certification framework for future LH2 operations
- Assess the sizing and economics of hydrogen value chains for airports



Data Center Opportunity

Power Generation Related

- Efficiency & safety solutions for mining of critical minerals and electrification metals used in renewable energy power generation and battery storage backup
- Natural gas processing and infrastructure, energy recovery
- LNG infrastructure
- Hydrogen power generation (liquefaction) and hydrogen infrastructure
- Nuclear power
- Components for utility scale CCUS (i.e., DAC)



Data Center

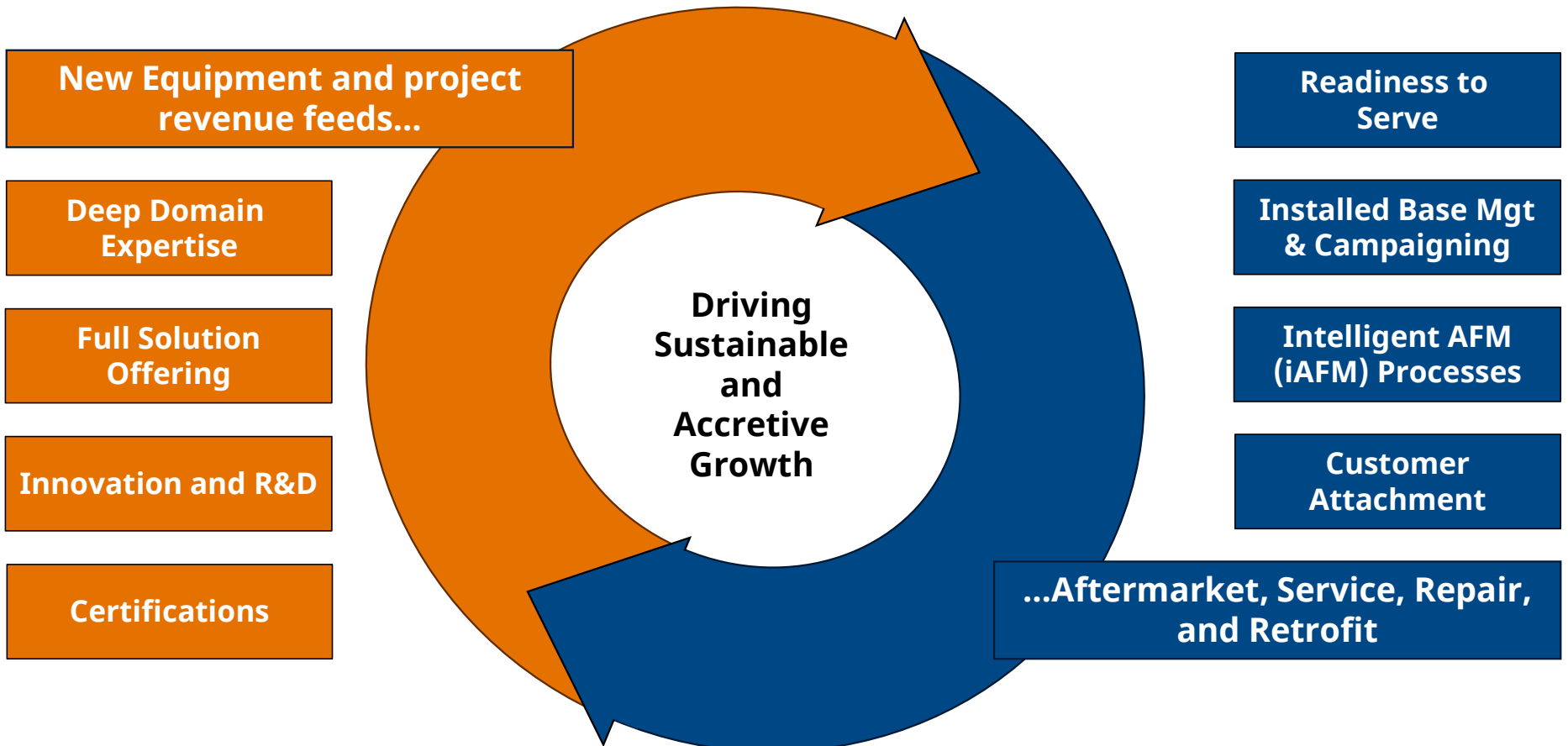
Chart is a partner in the U.S. Department of Energy (DOE) **H2@Scale initiative** which includes a hydrogen demonstration facility in Texas to provide power to the Texas Advanced Computing Center (TACC)

Data Center Onsite Related

- Opportunities related to backup power including onsite storage, production and utilization of hydrogen with similar opportunity for LNG
- Opportunities to leverage heat transfer and process knowledge in the cooling process and overall energy optimization
- CCUS opportunities if natural gas is used on site through combustion or fuel cells

Sustainable Aftermarket Model

Aftermarket and service revenue opportunity is a multiple of OE revenue





Appendix



Global Network, Local Presence

11,637

Experts

165+

Years of Innovation

169

Countries where Assets are Installed

50+

Service Centers

64

Manufacturing Sites



Combined Solutions Across the Nexus of Clean™

Integrated Digital Offerings including Uptime

Clean End Market	Solution	Chart Process Technologies		Equipment		
		Wholly-Owned	Minority Ownership	Stationary	Rotating	
Clean Power 	<ul style="list-style-type: none"> Hydrogen Helium LNG Biogas <ul style="list-style-type: none"> Nuclear Energy recovery Biofuel / synfuels Biomass 	 	 	<ul style="list-style-type: none"> BAHX ACHX Bulk & Microbulk Fans Transports 	<ul style="list-style-type: none"> Valves / Vaporizers Expanders Liquefiers Cold Boxes 	<ul style="list-style-type: none"> Fans Compressors Blowers Heaters Steam Turbines SaaS
Clean Water 	<ul style="list-style-type: none"> Water & Wastewater Treatment Desalination 	 		<ul style="list-style-type: none"> Bulk tanks Dissolution equipment Vaporizers Cryo-lease 		<ul style="list-style-type: none"> Blowers SaaS
Clean Food, Beverage & Agriculture 	<ul style="list-style-type: none"> Carbon capture Beverage & Food 			<ul style="list-style-type: none"> Microbulk tanks Dosers Vaporizers Transports 		<ul style="list-style-type: none"> Compressors SaaS
Clean Industrials 	<ul style="list-style-type: none"> CCUS Metals processing Chemicals / Petrochem Cement <ul style="list-style-type: none"> Mining Marine Refrigeration Gas By Rail 		 	<ul style="list-style-type: none"> Heat exchangers Storage tanks Vaporizers VIP / VJP 	<ul style="list-style-type: none"> Transports Liquefiers Cold Boxes Expanders 	<ul style="list-style-type: none"> Fans Compressors Blowers Steam Turbines Heaters VentSim Software SaaS

Chart's Competitive Advantage



Solutions vs. Equipment

Engineered solution across stationary and rotating equipment for different applications



Domain Expertise / Our People

In Hydrogen, Howden has 100+ years and Chart has 57 years of expertise



New Products / R&D

In addition to R&D dollars, Chart is funding technology through SG&A and Capex



Flexible Manufacturing

Multiple locations can produce equipment, ensuring supply chain continuity



Chart Business System

A unified operating system exists across each vertical and manufacturing location



Proximity to Customer

Geographic proximity for Aftermarket, Service & Repair



Certifications

Significant involvement with trade and global government organizations



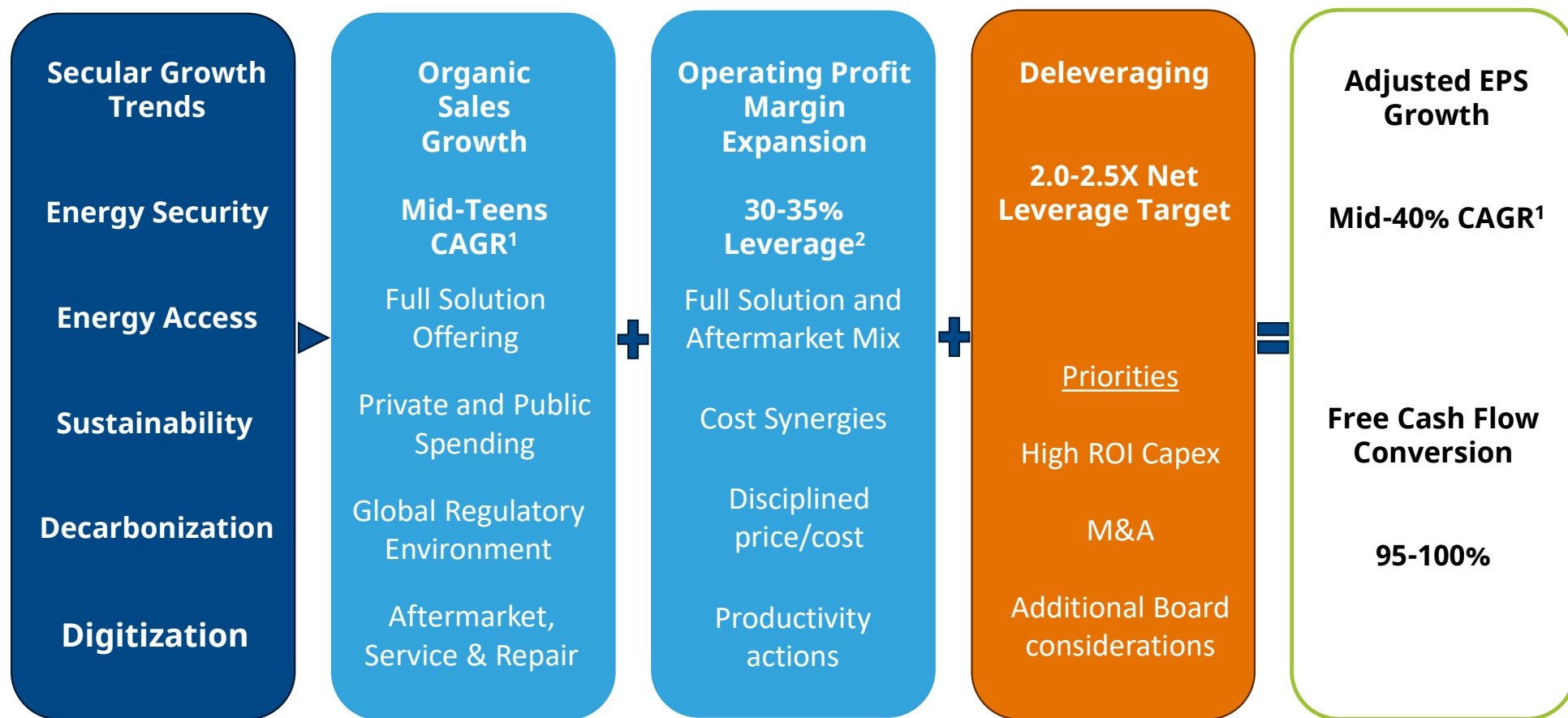
Molecule Agnostic

Chart does not compete with its customers in their core business of molecule production

Broad Macro Tailwinds Positively Impacting Chart Industries

	Macro Drivers (Not All Inclusive)	Specific Tailwinds	How Chart Plays
A	Global Energy Transition and Access	<ul style="list-style-type: none"> Energy security, energy access, and energy/grid stability Demand for, and government support for decarbonization 	<ul style="list-style-type: none"> Equipment and process technology for the production, distribution & storage and end use of a molecule (i.e., LNG, H2) Efficient equipment and services enabling emissions reduction across multiple industrial processes (e.g., metals, cement)
B	Clean Water Scarcity	<ul style="list-style-type: none"> More stringent regulatory environment; i.e., U.S. EPA regulations (April 2024) Africa, Middle East & Asia facing water scarcity, investment in treatment plants and desalination 	<ul style="list-style-type: none"> Full solution water treatment offering across multiple containments including arsenic and PFAS. Systems for environmental remediation Compression Systems for water remineralization
C	Artificial Intelligence, inclusive of data center, battery, energy intensity	<ul style="list-style-type: none"> Electrification Growth in demand for global computing power Customer demand for decarbonization 	<ul style="list-style-type: none"> Efficiency and safety solution for mining of critical minerals and electrification metals Backup power for data center Full solution carbon capture offering from high to low capture purity
D	Population and Economic Growth Combined with Urbanization and Aging Infrastructure	<ul style="list-style-type: none"> Rising middle class Global regulatory environment Modernization requires a molecule economy 	<ul style="list-style-type: none"> Decarbonization of mobility (e.g., rail, truck, marine) Supply and demand side equipment and technology for the molecule economy

Medium-Term Financial Growth Formula



¹ Does not include Big LNG not in backlog as of 9/30/2023; does not include any benefit from M&A

² based on gross profit margin target of mid-30%