



Deep Dive

QIAcuity digital PCR

ADDRESSING THE GROWING
DIGITAL PCR OPPORTUNITY

June 15, 2026



FORWARD LOOKING AND INTENDED USE STATEMENTS



Safe Harbor Statement: Certain statements contained in this presentation may be considered forward-looking statements within the meaning of Section 27A of the U.S. Securities Act of 1933, as amended, and Section 21E of the U.S. Securities Exchange Act of 1934, as amended. These statements can be identified by the use of forward-looking terminology such as “believe”, “hope”, “plan”, “intend”, “seek”, “may”, “will”, “could”, “should”, “would”, “expect”, “anticipate”, “estimate”, “continue”, “target” or other similar words. To the extent that any of the statements contained herein relating to QIAGEN’s products, timing for launch and development, marketing and/or regulatory approvals, financial and operational outlook, growth and expansion, acquisitions, collaborations, markets, strategy or operating results, including without limitation its expected net sales, net sales of particular products, net sales in particular geographies, adjusted net sales, expansion of adjusted operating income margin, returns to shareholders, progressive dividend payments, product portfolio management, product launches (including anticipated launches of our sequencing solutions, testing platforms, panels and systems), leveraging AI technology, improvements in operating and financial leverage, currency movements against the U.S. dollar, plans for investment in our portfolio and share repurchase commitments, our expectations relating to our adjusted tax rate, debt maturity and repayment, our ability to grow adjusted earnings per share at a greater rate than sales, our ability to improve operating efficiencies and maintain disciplined capital allocation, are forward-looking, such statements are based on current expectations and assumptions that involve a number of uncertainties and risks. Such uncertainties and risks include, but are not limited to, risks associated with our dependence on the development and success of new products; management of growth and expansion of operations (including the effects of currency fluctuations, tariffs, tax laws, regulatory processes and logistics and supply chain dependencies); variability of operating results; integration of acquired businesses; changes in relationships with customers, suppliers and strategic partners; competition; rapid or unexpected changes in technologies; fluctuations in demand for QIAGEN’s products (including fluctuations due to general economic conditions, the level and timing of customers’ funding, budgets and other factors, including delays or limits in the amount of reimbursement approvals or public health funding); our ability to obtain and maintain product regulatory approvals; difficulties in successfully adapting QIAGEN’s products to integrated solutions and producing such products; the ability of QIAGEN to identify and develop new products and to differentiate and protect our products from competitors’ products; market acceptance of new products and the integration of acquired technologies and businesses; actions of governments, global or regional economic developments, including inflation and changing interest rates, weather or transportation delays, natural disasters, cyber security breaches, political or public health crises, and the resulting impact on the demand for our products and other aspects of our business, or other force majeure events; litigation risk, including patent litigation and product liability; debt service obligations; volatility in the public trading price of our common shares; as well as the possibility that expected benefits related to recent or pending acquisitions may not materialize as expected; and the other factors discussed under the heading “Risk Factors” in our most recent Annual Report on Form 20-F. For further information, please refer to the discussions in reports that QIAGEN has filed with, or furnished to, the U.S. Securities and Exchange Commission.

Regulation G: In this presentation, QIAGEN reports adjusted results, as well as results on a constant exchange rate (CER) basis, and other non-U.S. GAAP figures (generally accepted accounting principles), to provide additional insight on performance. Adjusted results include adjusted net sales, adjusted gross income, adjusted net income, adjusted gross profit, adjusted operating expenses, adjusted operating income, adjusted operating income margin, adjusted net income before taxes, adjusted income tax, adjusted tax rate, adjusted EBITDA, adjusted EPS, adjusted diluted EPS and free cash flow. Adjusted results are non-GAAP financial measures QIAGEN believes should be considered in addition to reported results prepared in accordance with GAAP but should not be considered as a substitute. QIAGEN believes certain items should be excluded from adjusted results when they are outside of its ongoing core operations, vary significantly from period to period, or affect the comparability of results with its competitors and its own prior periods. QIAGEN does not reconcile forward-looking non-GAAP financial measures to the corresponding GAAP measures due to the high variability and difficulty in making accurate forecasts and projections that are impacted by future decisions and actions. Accordingly, reconciliations of these forward-looking non-GAAP financial measures to the corresponding GAAP measures are not available without unreasonable effort. However, the actual amounts of these excluded items will have a significant impact on QIAGEN’s GAAP results.

EXPANDING DPCR INTO THE SPACE BETWEEN QPCR AND NGS



Quantitative PCR (qPCR)

e.g., Gene expression

QIAcuity dPCR

Making high-precision PCR more accessible

Next-generation sequencing (NGS)

e.g., Liquid biopsy

— Lower accuracy and precision

High sensitivity and precision
More accurate than qPCR

+ In-depth insights and high precision

+ Fast time-to-result at low cost

Rapid and cost-effective
Faster and lower cost than NGS

— Slow time-to-result at high cost

~\$2.7 bn

qPCR

2025 total addressable market⁽¹⁾

~\$0.6 bn

dPCR

2025 total addressable market⁽¹⁾

~\$1.9 bn

NGS consumables

2025 total addressable market⁽¹⁾

>15% CAGR (2024-28)

QIAcuity bridges the significant opportunity between qPCR and NGS

(1) Total addressable market incl. research and clinical customer segments (QIAGEN market estimates) | NGS – Next-generation sequencing

EXECUTING AGAINST OUR GROWTH PRIORITIES

<2 hours run time

More than 1,500 samples per day⁽¹⁾

Up to 12 targets

Measured in a single reaction through innovative dPCR chemistry

>75% growth

Within the assay portfolio in 2025

~20% of placements

From higher-throughput QIAcuity instruments

Why we win



Ease of use

Leveraging qPCR-like usability



Throughput flexibility

Scaling from low- to high-throughput testing



Gene expression expansion

Enabling broader applications through multiplexing



Breadth of applications

Supporting Life Sciences, translational and clinical customers

\$89 mn

2025 net sales

~\$100 mn

2026 net sales

CER target

QIACUITY: SCALING DIGITAL PCR ADOPTION



**QIAcuity
One**

Academia
Overcoming entry
barrier vs. qPCR



**QIAcuity
Four**

Translational and cancer
research
Exploring use of dPCR vs. NGS



**QIAcuity
Eight**

Biopharma
Precision / speed benefits vs. qPCR / NGS



QIAcuityDx

Clinical labs / hospitals
Validated for diagnostic
applications

>2,700 validated QIAcuity dPCR assays



GeneGlobe custom assay design tool



Key achievements

>3,200

cumulative placements
since 2020 launch

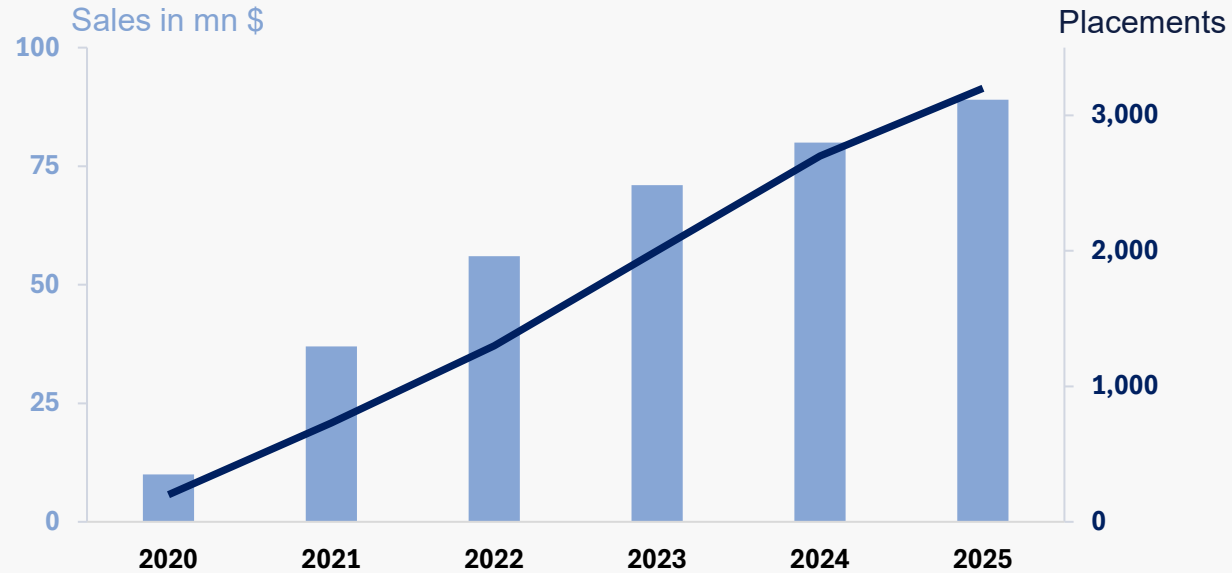
>400

customers with multiple
instruments (2025)

>1,100

publications referencing
QIAcuity dPCR (2025)

GROWTH THROUGH CLEAR DIFFERENTIATION



~55%

Sales CAGR
(2020-25)

~75%

Installed base
CAGR (2020-25)

	QIAGEN	Competitor B	Competitor T
 Technology	Microfluidic	Droplets	Microfluidic
 Maximum samples per day	>1,500	~400	80
 Detection channels	8	7	5

WHY CUSTOMERS CHOOSE QIACUITY



“ What I value most about **QIAcuity digital PCR** is compared to other digital platforms where you have to use multiple equipment, the **one unit does everything** from partitioning the plates, doing the PCR and imaging.

Prof. Prashant Singh, Florida State University, U.S.

”

“ We can monitor infection trends much more accurately, which led to considerable cost savings.

Dr. Nico Linzner, Molecular Biologist, Berliner Wasserbetriebe, Germany

”

“ The biggest challenge in **scaling manufacturing** is **adapting manual workflows to automated systems** that require customization, making instrumentation critical. We work with the **best instruments in class** and partner up to develop the next generation of integrated systems and HT solutions.

Dr. Beril Tutuncuoglu, Sr. Automation Scientist, Cellares, U.S.

”

CASE STUDY

Cell and gene therapy

Biopharma customer adoption journey

Initial adoption of QIAcuity dPCR for viral vector titer analysis in R&D

Expansion into QC and increasing conversion of qPCR assays to dPCR

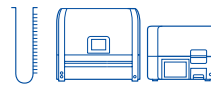
Broader R&D adoption and scaling into higher-throughput QIAcuity systems

FROM R&D INTO QUALITY CONTROL



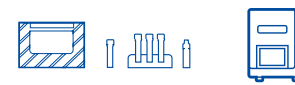
Expanding dPCR adoption across CGT development and QC

- One scalable ecosystem** across QIAcuity One, Four and Eight
- Consistent user experience independent of throughput** requirements
- High-quality results across** diverse applications from R&D to QC



Sample preparation

QIAcube, QIAgility, QIAasymphony, EZ2, QIASprint Connect



Digital PCR

QIAcuity (1, 4, 8), QIAcuity CGT kits, QIAcuity residual DNA kits



Data analysis and interpretation

QIAcuity Viral Vector Integrity Analysis

GENE EXPRESSION: GROWING OPPORTUNITY FOR QIACUITY



What is gene expression?

Measuring which genes are turned on or off and by how much – Essential to understanding biology

A large and growing market

~\$2.7 bn qPCR addressable market in 2025

Gene expression accounts for the majority of qPCR use cases

Overcome qPCR limitations

Improve over qPCR accuracy and precision



QIAcuity dPCR: Expanding beyond qPCR limitations



As easy as qPCR

No standard curves or reference genes



As fast as qPCR

Fits seamlessly into established workflows



Accurate and precise

Detect subtle changes with confidence



More targets at once

Higher multiplexing in a single reaction



Highly reproducible

Consistent across studies and labs

LAUNCHING NEW GENE EXPRESSION SOLUTIONS



QIAcuity assays - Gene expression

Ready-to-use multiplex
dPCR assays for
human, mouse and rat

NEW

- ✓ Detect subtle gene expression changes
- ✓ Eliminate the need for reference genes
- ✓ Preserve sample through lower input



QIAcuity OneStep High Multiplex Mix

New chemistry enabling
analysis of up to
12 targets per reaction

NEW

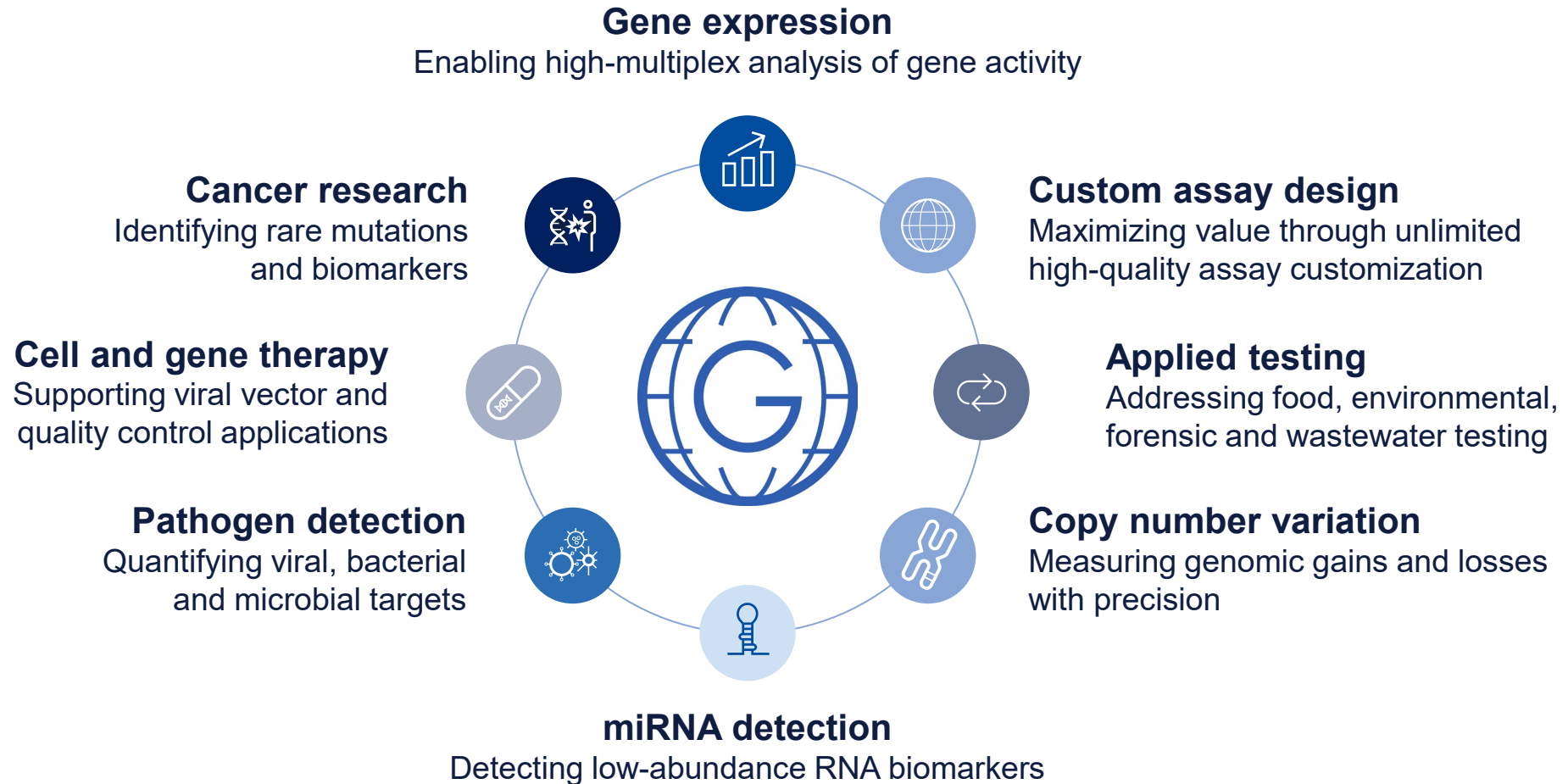
- ✓ Higher information content per sample
- ✓ Fewer reactions, lower hands-on-time and cost
- ✓ Multiplex dPCR with unmatched accuracy and precision

>17,000
gene expression
publications in 2025

>35%
growth in annual
publications

>40%
in multiplex gene
expression publications

GENEGLOBE: EXPANDING THE QIACUITY DPCR ASSAY MENU



10+ million predesigned assays and unlimited customization through GeneGlobe

QIACUITY DPCR: ADDRESSING THE GROWING DIGITAL PCR OPPORTUNITY



Ease of use

Leveraging qPCR-like usability to reduce adoption barriers for dPCR



Throughput flexibility

Capturing all customer needs from low- to high-throughput testing



Gene expression expansion

Enabling broader applications through high-multiplex dPCR



Breadth of applications

Serving Life Sciences, translational and clinical customers

Proven

through growing
QIAcuity placements

Purpose-built

for low- to
high-throughput labs

Progressing

into gene expression and
high-multiplex applications

Positioned

for Pharma partnerships
and CDx development



QIAcuity digital PCR

ADDRESSING THE GROWING
DIGITAL PCR OPPORTUNITY

