



INVESTOR FACTSHEET

MARCH 2024

Opportunity to capture value in the precious metals sector without incurring many of the costs and risks associated with mining operations. Leverage to gold with a market-leading return.

CORPORATE PROFILE

- Royal Gold, Inc. acquires and manages precious metal streams and royalties with a primary focus on gold
- Successful business model generates strong cash flow and high margin with a lower cost structure, providing shareholders with a premium precious metal investment
- Company's portfolio holds 178 producing, development, evaluation and exploration stage properties in some of the world's most prolific mining regions

FUNDAMENTALS (as of 3/1/2024 unless otherwise indicated)

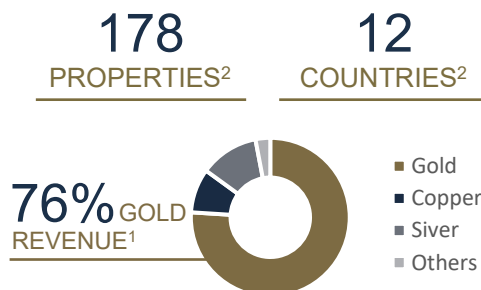
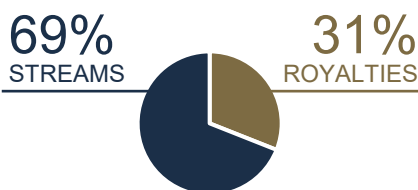
Share Price:	US\$/share	\$105.65
52-week Range:	US\$/share	\$100.55-\$147.82
Shares Outstanding:*	M shares	65.6
Market Cap.:	US\$ B	\$6.9
Avg. daily volume:	M shares	0.369
Dividend 2024:	US\$/share	\$1.60
Dividend Yield:	%	1.51%

*as of 12/31/2023

TWO BUSINESS SEGMENTS

DIVERSE, GOLD-FOCUSED PORTFOLIO

HIGH EFFICIENCY AND LIQUIDITY

2023 Revenue Split¹


\$845M	0.30x
TOTAL LIQUIDITY ²	NET DEBT/ADJ. EBITDA ³
\$606M	30/4
REVENUE ¹	EMPLOYEES/OFFICES ⁵

DIFFERENTIATED MODEL - DISCIPLINED CAPITAL MANAGEMENT - FOCUSED ON SHAREHOLDER RETURNS

UNIQUE MODEL

- Business model provides **optionality to gold price and production and reserve growth**
- Efficient model** with high operating margin and revenue generation per employee

DIVERSE PORTFOLIO

- 2023 revenue 76% from gold**, derived mostly from primary precious metals assets
- Global diversification** with revenue from 37 producing properties (at December 31, 2023)

CAPITAL DISCIPLINE

- Highly experienced technical and commercial team** with strong record of adding growth
- Growth funded through cash flow and strategic use of debt, **enhancing per share metrics**

FINANCIAL STRENGTH


- Well capitalized with **\$845M of liquidity** (at December 31, 2023) and **strong operating cash flow**
- \$1B credit facility** (partially drawn) provides low cost and flexible access to liquidity

RETURNS FOCUS

- Consistent commitment to a **growing and sustainable dividend**, with CAGR of 16% (2000-2024)
- Only precious metal company in the **S&P High Yield Dividend Aristocrats Index**

Providing higher leverage to gold, with lower exposure to general market risk⁴
1.85
β Gold
0.48
β S&P

Strong liquidity position and financing strategy drive shareholder returns²

\$250M
DRAWN ON CREDIT FACILITY


QUALITY PORTFOLIO OF ASSET INVESTMENTS

- Principal assets globally diversified across key mining regions

1. ANDACOLLO

CHILE


2. CORTEZ

USA


3. MOUNT MILLIGAN

CANADA


4. PEÑASQUITO

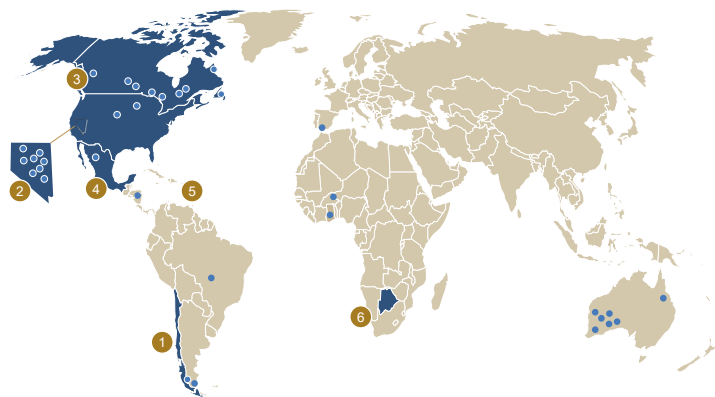
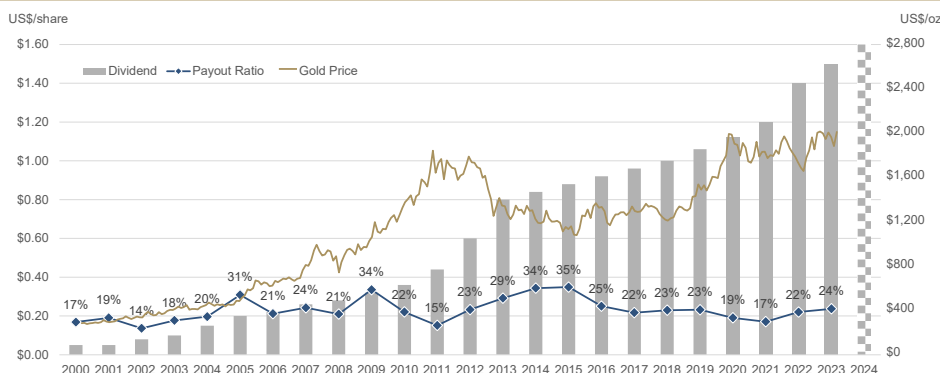
MEXICO


5. PUEBLO VIEJO

DOMINICAN REPUBLIC


6. KHOEMACAU

BOTSWANA


CONSISTENT, INCREASING & SUSTAINABLE DIVIDEND

16%

 Dividend CAGR
(2000-2024)

\$916M

 Cum. Common Stock
Dividends Paid⁵
APPROACH TO SUSTAINABILITY & ESG

- Royal Gold is committed to evaluating our ESG risks and supporting the communities in which our corporate offices and operators are located
- We proudly endorse the Responsible Gold Mining Principles of the World Gold Council and the ICMM 10 Mining Principles


INVESTOR RELATIONS CONTACT BOARD OF DIRECTORS & SENIOR MANAGEMENT
Alistair Baker

Vice President, IR & BD

Phone: (647) 749-8204

Email:

investorrelations@royalgold.com
Royal Gold, Inc.

 1144 15th Street, Suite 2500

Denver, CO 80202

www.royalgold.com
Board of Directors:

 William Hayes, *Chairman*; Fabiana Chubbs, Bill Heissenbuttel, *President & CEO* (non-independent); Kevin McArthur; Jamie Sokalsky; Ronald Vance; Sybil Veenman

Senior Management:

 Bill Heissenbuttel, *President and CEO*; Paul Libner, SVP and CFO; Daniel Breeze, SVP Corporate Development RG AG; Randy Shefman, SVP and General Counsel; Jason Hynes, SVP Business Development and Strategy; Alistair Baker, SVP Investor Relations and Business Development; Martin Raffield, SVP Operations; Allison Forrest, VP Investment Stewardship; David Crandall, VP Corporate Secretary and Chief Compliance Officer

Forward-Looking Statements:

Certain statements in this document are forward-looking statements that are subject to risks and uncertainties that could cause actual results to differ materially from such statements, including the risks identified in our most recent annual report on Form 10-K and subsequent quarterly reports on Form 10-Q filed with the SEC. We disclaim any obligation to update any forward-looking statement, except as required by law.

⁵ - Since inception of the RGLD dividend through end of January 19, 2024